



*the office furniture*






**SERENA GROUP**  
the partner you can trust.



I sistemi di gestione di qualità  
della Serena Group S.r.l.  
sono certificati ISO 9001  
da LRQA

**CATALOGO GENERALE**  
**GENERAL CATALOGUE**

*OFFICE FURNITURE*  
*& CHAIRS*




## THINK GLOBAL Act Local

È una realtà imprenditoriale perfettamente integrata nel territorio d'origine, su cui gravita e di cui è a sua volta polo d'attrazione. Grazie all'acquisizione delle più avanzate tecnologie di lavorazione attualmente esistenti sul mercato, l'azienda è in grado di produrre giornalmente fino a 5.000 colli, uno ogni 6 secondi, e di effettuare 1200 spedizioni al mese.

The company is perfectly integrated in its territory of origin, where it represents an industrial reference point. Thanks to its investment in state of the art technology, the factory is able to produce 5,000 pieces per day (one every 6 seconds) and make 1,200 deliveries per month.

Le Group est une entreprise parfaitement intégrée dans son territoire d'origine, où elle occupe une position de leader et de pôle d'attraction pour l'économie. Au moyen d'une technologie de pointe, l'usine est capable de produire jusqu'à 5.000 colis par jour (un colis tous les 6 secondes) et d'effectuer 1200 livraisons par mois.


**OPERATIVO**  
OPERATEURS  
OPERATIVE



6 5<sup>TH</sup> ELEMENT



38 OXI




54 CONT.  
UNIVERSALI EVO

**ACCOGLIENZA**  
ACCUEIL  
RECEPTION




64 NICE

**DIREZIONALE**  
DIRECTION  
EXECUTIVE




76 E.O.S.



88 IULIO

**TAVOLI RIUNIONE**  
TABLES DE REUNION  
MEETING TABLES




114 I-MEET

**SEDUTE**  
SIEGES  
CHAIRS




126 SMART-OFFICE



136 EXECUTIVE



166 OPERATIVE



178 WAITING-  
MEETING

5<sup>TH</sup> ELEMENT 6

OXI 38

CONT. UNIVERSALI EVO 54

NICE 64

E.O.S. 76

IULIO 88

I-MEET 114

SEDUTE 126


Oggi esistono diversi modi di lavorare. Ci si affianca per moltiplicare le risorse, ci si apparta per concentrarsi, ci si riunisce per condividere. Bench, Desking e System di 5<sup>th</sup> Element rispondono ad ognuna di queste esigenze in maniera completa e ottimizzata, per ottenere sempre il massimo dall'ambiente di lavoro, nel pieno rispetto della natura.

Today there are many ways of working. Together to increase the resources, withdrawn to be more concentrated, meeting to share. Bench, Desking and System of 5<sup>th</sup> Element offer the proper answer to anyone of this needs completely and perfectly, to get the full optimization of the workplace, respecting the environment.

Aujourd'hui il existe différentes façons de travailler. En collaboration pour multiplier les ressources, séparément pour se concentrer, ensemble pour partager. Bench, Desking et System de 5<sup>th</sup> Element répondent à chacune de ces exigences de manière complète et optimisée, pour obtenir toujours le maximum de l'espace travail tout en respectant la nature.



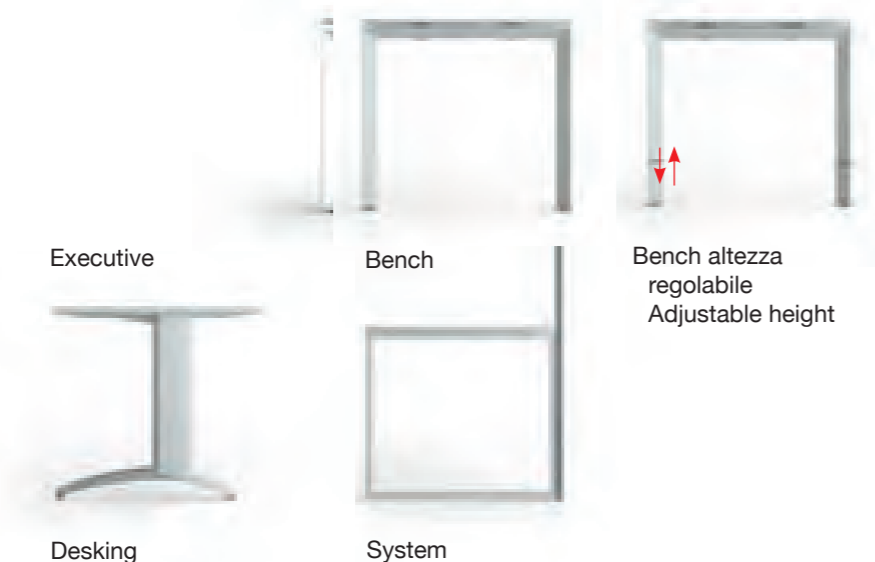
### PIANI | PLATEAUX | DESKTOPS



Piano legno bordato  
Plateau chant droit en bois  
Edged wood top

Piano cristallo / Plateaux verre / Glass desk

### GAMBE | PIETEMENTS | LEGS



Executive

Bench


Bench altezza  
regolabile  
Adjustable height

Desking

System

### FIE 01

Q.TA Q.TE q.ty	CODICE CODE code	DESCRIZIONE DESCRIPTION description
1	153 935 (*)	SCRIVANIA DIREZIONALE L.200 x p.90 CON GAMBE A "LOOP" CROMATE (PIANO IN VETRO FLOAT TEMPERATO, RETROLACCATO BIANCO EXTRA SP. MM 12) BUREAU DE DIRECTION L.200 x p.90 AVEC PIED EN "LOOP" CHROMÉE (PLAN EN VERRE FLOAT TREMPÉ, LAQUE BLANC EXTRA ép. mm 12) executive desk w 78 3/4" x d 35 1/2" with chromed "loop" legs (tempered float glass top, rear-lacquered extra white) thick. 1/2")
1	152 780 (*)	CASSETTIERA SU RUOTE 3 CASSETTI (CON SERRATURA) CAISSON SUR ROULETTES 3 TIROIRS (AVEC SERRURE) mobile pedestal with 3 drawers (with lock)
1	152 454 (*)	MOBILE DI SERVIZIO L.140 TERMINALE DX O SX CON ANTINA SCORREVOLE E VANO A GIORNO MEUBLE DE SERVICE L.140 TERMINAL DX OU SX AVEC PORTE COULISSANTE ET CÔTÉ OUVERT right or left terminal service unit w 55 1/4" with sliding door and open compartment
		= INDICARE IL CODICE FINITURA = INDIQUER LE CODE FINITION = complete with finish code





**FIE 12**

Q.TA Q.TE q.ty	CODICE CODE code	DESCRIZIONE DESCRIPTION description
1	153 904 (*)	SCRIVANIA DIREZIONALE L.200 x p.90 CON GAMBE A PONTE VERNICIATE(sp. mm 18) BUREAU DE DIRECTION L.200 x p.90 AVEC PIEDS EN PONT VERNIS (ép. mm 18) executive desk w 78 3/4" x d 35 1/2" with painted bridge legs (thick. 3/4")
1	152 780 (*)	CASSETTIERA SU RUOTE 3 CASSETTI (CON SERRATURA) CAISSON SUR ROULETTES 3 TIROIRS (AVEC SERRURE) mobile pedestal with 3 drawers (with lock)
1	152 454 (*)	MOBILE DI SERVIZIO L.140 TERMINALE DX O SX CON ANTINA SCORREVOLE E VANO A GIORNO MEUBLE DE SERVICE L.140 TERMINAL DX OU SX AVEC PORTE COULISSANTE ET CÔTÉ OUVERT right or left terminal service unit w 55 1/4" with sliding door and open compartment


(\*) = INDICARE IL CODICE FINITURA  
= INDIQUER LE CODE FINITION  
= complete with finish code



**FIE 06**

Q.TA Q.TE q.ty	CODICE CODE code	DESCRIZIONE DESCRIPTION description
1	153 904 (*)	SCRIVANIA DIREZIONALE L.200 x p.90 CON GAMBE A PONTE CROMATE (sp. mm 18) BUREAU DE DIRECTION L.200 x p.90 AVEC PIEDS EN PONT CHROMES (ép. mm 18) executive desk w 78 3/4" x d 35 1/2" with chromed bridge legs (thick. 3/4")
1	153 014 (*)	ALLUNGO L.100 x p.60 CON GAMBA A PONTE (sp. mm 18) RALLONGE L.100 x p.60 AVEC PIED EN PONT (ép. mm 18) extension w 39 1/2" x d 23 3/4" with bridge leg (thick. 3/4")
1	152 780 (*)	CASSETTIERA SU RUOTE 3 CASSETTI (CON SERRATURA) CAISSON SUR ROULETTES 3 TIROIRS (AVEC SERRURE) mobile pedestal with 3 drawers (with lock)


(\*) = INDICARE IL CODICE FINITURA  
= INDIQUER LE CODE FINITION  
= complete with finish code





**FIE 04**


Q.TA Q.TE q.ty	CODICE CODE code	DESCRIZIONE DESCRIPTION description
1	153 913 (*)	SCRIVANIA DIREZIONALE L.200 x p.90 CON GAMBA A "LOOP" VERNICIATA E MOBILE-BASE (sp. mm 18) BUREAU DE DIRECTION L.200 x p.90 AVEC PIED EN "LOOP" VERNIE ET MEUBLE PORTEUR (ép. mm 18) executive desk w 78 3/4" x d 35 1/2" with painted "loop" leg and base-cabinet (thick. 3/4") = INDICARE IL CODICE FINITURA = INDIQUER LE CODE FINITION = complete with finish code



FIE 02

**FIE 11**

Q.TA Q.TE q.ty	CODICE CODE code	DESCRIZIONE DESCRIPTION description
1	153 935 (*)	SCRIVANIA DIREZIONALE L.200 x p.90 CON GAMBE A "LOOP" CROMATE (PIANO IN VETRO FLOAT TEMPERATO, RETROLACCATO O SATINATO SP MM 12) BUREAU DE DIRECTION L.200 x p.90 AVEC PIED EN "LOOP" CHROMES (PLAN EN VERRE FLOAT TREMPÉ, LAQUÉ OU SATINÉ ép. mm 12) executive desk w 78 3/4" x d 35 1/2" with chromed "loop" legs (tempered float glass top, rear-lacquered or satined) thick. 1/2"
1	152 780 (*)	CASSETTIERA SU RUOTE 3 CASSETTI (CON SERRATURA) CAISSON SUR ROULETTES 3 TIROIRS (AVEC SERRURE) mobile pedestal with 3 drawers (with lock)
1	152 454 (*)	MOBILE DI SERVIZIO L.140 TERMINALE DX O SX CON ANTINA SCORREVOLE E VANO A GIORNO MEUBLE DE SERVICE L.140 TERMINAL DX OU SX AVEC PORTE COULISSANTE ET CÔTÉ OUVERT right or left terminal service unit w 55 1/4" with sliding door and open compartment = INDICARE IL CODICE FINITURA = INDIQUER LE CODE FINITION = complete with finish code




\* ESCLUSO LE SEDUTE / SANS SIEGES / without chairs

## FIE 09

Q.TA Q.TE q.ty	CODICE CODE code	DESCRIZIONE DESCRIPTION description
1	153 935	(*) SCRIVANIA DIREZIONALE L.200 x p.90 CON GAMBE A "LOOP" CROMATE (PIANO IN VETRO FLOAT TEMPERATO, RETROLACCATO O SATINATO SP. MM 12) BUREAU DE DIRECTION L.200 x p.90 AVEC PIED EN "LOOP" CHROMES (PLAN EN VERRE FLOAT TREMPE, LAQUE OU SATINE ép. mm 12) executive desk w 78 3/4" x d 35 1/2" with chromed "loop" legs (tempered float glass top, rear-lacquered or satined) thick 1/2"
1	152 780	(*) CASSETTIERA SU RUOTE 3 CASSETTI (CON SERRATURA) CAISSON SUR ROULETTES 3 TIROIRS (AVEC SERRURE) mobile pedestal with 3 drawers (with lock)
1	152 454	(*) MOBILE DI SERVIZIO L.140 TERMINALE DX O SX CON ANTINA SCORREVOLE E VANO A GIORNO MEUBLE DE SERVICE L.140 TERMINAL DX OU SX AVEC PORTE COULISSANTE ET CÔTÉ OUVERT right or left terminal service unit w 55 1/4" with sliding door and open compartment


(\*) = INDICARE IL CODICE FINITURA  
= INDIQUER LE CODE FINITION  
= complete with finish code



## FIE 08

Q.TA Q.TE q.ty	CODICE CODE code	DESCRIZIONE DESCRIPTION description
1	153 188	(*) TAVOLO RIUNIONE L.320 x p.165,2 (sp. mm 18) (WIRE-MANAGER) TABLE REUNION L.320 x p.165,2 (ép. mm 18) (WIRE-MANAGER) meeting table w 126" x d 65" (thick 3/4") (wire-manager)
2	152 454	(*) MOBILE DI SERVIZIO L.140 TERMINALE DX O SX CON ANTINA SCORREVOLE E VANO A GIORNO MEUBLE DE SERVICE L.140 TERMINAL DX OU SX AVEC PORTE COULISSANTE ET CÔTÉ OUVERT right or left terminal service unit w 55 1/4" with sliding door and open compartment

(\*) = INDICARE IL CODICE FINITURA  
= INDIQUER LE CODE FINITION  
= complete with finish code








FIE 10

Q.TA Q.TE q.ty	CODICE CODE code	DESCRIZIONE DESCRIPTION description
1	153 904 (*)	SCRIVANIA DIREZIONALE L.200 x p.90 CON GAMBE A PONTE CROMATE (sp. mm 18) BUREAU DE DIRECTION L.200 x p.90 AVEC PIEDS EN PONT CHROMES (ép. mm 18) executive desk w 78 3/4" x d 35 1/2" with chromed bridge legs (thick. 3/4")
1	152 780 (*)	CASSETTIERA SU RUOTE 3 CASSETTI (CON SERRATURA) CAISSON SUR ROULETTES 3 TIPOIRS (AVEC SERRURE) mobile pedestal with 3 drawers (with lock)


(\*) = INDICARE IL CODICE FINITURA  
= INDIQUER LE CODE FINITION  
= complete with finish code



FIB 02

Q.TA Q.TE q.ty	CODICE CODE code	DESCRIZIONE DESCRIPTION description
2	153 817 (*)	PIANO SCRIVANIA L.160 x PROF. CM 80 (sp. mm 18) PLAN BUREAU L.160 x PROF. CM 80 (ép. mm 18) desktop w 63" x deep 31 1/2" (thick. 3/4")
1	153 277 (*)	PANNELLO FRONTALE L.160 (MELAMINICO) CON BARRA ATTREZZABILE + COPERTURA PANNELLO FRONTALE L.160 (MELAMINE) AVEC BARRE PORTE-ACCESSOIRES + COUVERTURE front panel w 63" (melamine) with toolbar + cover profile
2	153 206 (*)	STAFFA PER COPERTURA CENTRALE ETRIER POUR COUVERTURE CENTRAL strut for central cover profile
2	153 722 (*)	COPPIA DI TRAVI PER GAMBE A PONTE L.140 JEU 2 POUTRES POUR PIETEMENTS A PONT L.140 set of 2 beams for bridge legs w 55 1/2"
2	153 725 (*)	KIT 2 STAFFE PER ATTACCO TRAVI SU PORTA-CPU KIT 2 ETRIERS POUR FIXER POUTRES SUR SUPPORT-UC kit 2 struts for fixing beams with CPU-holder
2	153 728 (*)	KIT 2 STAFFE PER ATTACCO TRAVI SU CASSETTIERE LATERALI O MOBILI LATERALI KIT 2 ETRIERS POUR FIXER POUTRES SUR CAISSONS LATERAUX OU MEUBLES LATERAUX kit 2 struts for fixing beams with lateral pedestals or lateral cabinets
2	152 463 (*)	MOBILE BASSO L.80 CON 2 ANTE LEGNO CON SERRATURA MEUBLE BAS L.80 AVEC 2 PORTES PLEINES AVEC SERRURE low cabinet w 31 1/2" with 2 wooden doors with lock
1	153 876 (*)	TOP PER 2 MOBILI LATERALI (sp. mm 18) TOP POUR 2 MEUBLES LATERAUX (ép. mm 18) top for 2 lateral cabinets (thick. 3/4")
3	152 468 (*)	PORTA-CPU CENTRALE SUPPORT-UC CENTRAL central CPU-holder
2	152 457 (*)	MOBILE DI SERVIZIO L.140 CENTRALE CON 2 ANTINE SCORREVOLI E VANI PORTA-OGGETTI BIFACCIALI MEUBLE DE SERVICE L.140 CENTRAL AVEC 2 PORTES COULISSANTES ET CÔTÉS OUVERTES central service unit w 55 1/2" with 2 sliding doors and open glove compartment in double-side
2	153 192 (*)	SCRIVANIA L.160 x PROF. CM 60 PER PORTA-CPU BUREAU L.160 x PROF. CM 60 POUR PORTA-CPU desk w 63" x deep 23 1/2" for CPU-holder


(\*) = INDICARE IL CODICE FINITURA  
= INDIQUER LE CODE FINITION  
= complete with finish code






FIB 05

Q.TA Q.TE q.ty	CODICE CODE code	DESCRIZIONE DESCRIPTION description
2	153 217 (*)	SCRIVANIA CONDIVISA L.160 x PROF. CM 80+80 PER PORTA-CPU (sp. mm 18) BUREAU PARTAGE PROF. L.160 x CM 80+80 POUR SUPPORT-UC (ép. mm 18) shared desk w 63" x deep 31½" + 31½" for CPU-holder (thick. ¾")
2	153 320 (*)	PANNELLO FRONTALE L.160 (TESSUTO+METACRILATO) CON BARRA ATTREZZABILE + COPERTURA PANNÉAU FRONTAL L.160 (TESSU+METHACRYLATE) AVEC BARRE PORTE-ACCESSOIRES+ COUVERTURE front panel w 63" (fabric+methacrylate) with tool bar+ cover profile
2	153 206 (*)	STAFFA PER COPERTURA CENTRALE ETRIER POUR COUVERTURE CENTRAL strimup for central cover profile
2	152 602 (*)	MOBILE DI SERVIZIO L.140 CENTRALE CON ANTINE SCORREVOLI E PORTA-CPU BIFACCIALI + VANO A GIORNO MEUBLE DE SERVICE L.140 CENTRAL AVEC 2 PORTES COULISSANTES ET SUPPORT-UC DOUBLE-FACE + CÔTÉS OUVERTS central service unit w 55½" with sliding doors and CPU-holder in double-sides + open glove compartment
2	153 435 (*)	BARRA ATTREZZABILE LATERALE A FILO PIANO L.280 BARRE LATERALE PORTE-ACCESSOIRES L.280 lateral desk height toolbar w 110½"
2	153 451 (*)	PORTA-DOX CENTRALE PORTE-DOSSIER CENTRALE central dox-holder
(*) = INDICARE IL CODICE FINITURA = INDICUER LE CODE FINITION = complete with finish code		



FIB 20


Q.TA Q.TE q.ty	CODICE CODE code	DESCRIZIONE DESCRIPTION description
2	153 817 (*)	PIANO SCRIVANIA L.160 x PROF. CM 80 (sp. mm 18) PLAN BUREAU L.160 x PROF. CM 80 (ép. mm 18) desktop w 63" x deep 31½" (thick. ¾")
1	153 277 (*)	PANNELLO FRONTALE L.160 (MELAMINICO) CON BARRA ATTREZZABILE + COPERTURA PANNÉAU FRONTAL L.160 (MELAMINE) AVEC BARRE PORTE-ACCESSOIRES+ COUVERTURE front panel w 63" (melamine) with toolbar + cover profile
2	153 206 (*)	STAFFA PER COPERTURA CENTRALE ETRIER POUR COUVERTURE CENTRAL strimup for central cover profile
2	153 722 (*)	COPPIA DI TRAVI PER GAMBE A PONTE L.140 JEU 2 POUTRES POUR PIETEMENTS A PONT L.140 set of 2 beams for bridge legs w 55½"
2	153 725 (*)	KIT 2 STAFFE PER ATTACCO TRAVI SU PORTA-CPU KIT 2 ETRIERS POUR FIXER POUTRES SUR SUPPORT-UC kit 2 strimups for fixing beams with CPU-holder
2	153 728 (*)	KIT 2 STAFFE PER ATTACCO TRAVI SU CASSETTIERE LATERALI O MOBILI LATERALI KIT 2 ETRIERS POUR FIXER POUTRES SUR CAISSONS LATERAUX OU MEUBLES LATERAUX kit 2 strimups for fixing beams with lateral pedestals or lateral cabinets
2	152 463 (*)	MOBILE BASSO L.80 CON 2 ANTE LEGNO CON SERRATURA MEUBLE BAS L.80 AVEC 2 PORTES PLEINES AVEC SERRURE low cabinet w 31½" with 2 wooden doors with lock
1	153 876 (*)	TOP PER 2 MOBILI LATERALI (sp. mm 18) TOP POUR 2 MEUBLES LATERAUX (ép. mm 18) top for 2 lateral cabinets (thick. ¾")
3	152 468 (*)	PORTA-CPU CENTRALE SUPPORT-UC CENTRAL central CPU-holder
2	152 454 (*)	MOBILE DI SERVIZIO L.140 TERMINALE DX O SX CON ANTINA SCORREVOLE E VANO A GIORNO MEUBLE DE SERVICE L.140 TERMINAL DX OU SX AVEC PORTE COULISSANTE ET CÔTÉ OUVERT right or left terminal service unit w 55½" with sliding door and open compartment
2	153 192 (*)	SCRIVANIA L.160 x PROF. CM 60 PER PORTA-CPU BUREAU L.160 x PROF. CM 60 POUR SUPPORT-UC desk w 63" x deep 23½" for CPU-holder
(*) = INDICARE IL CODICE FINITURA = INDICUER LE CODE FINITION = complete with finish code		






FIB 10

Q.TÀ Q.TE q.ty	CODICE CODE code	DESCRIZIONE DESCRIPTION description
4	153 817 (*)	PIANO SCRIVANIA L.160 x p.80 (sp. mm 18) PLAN BUREAU L.160 x p.80 (ép. mm 18) desktop w 63" x deep 31 1/2" (thick. 3/4")
4	153 722 (*)	COPPIA DI TRAVI PER GAMBE A PONTE L.140 JEU 2 POUTRES POUR PIÈTEMENTS A PONT L.140 set of 2 beams for bridge legs w 55 1/4"
4	153 725 (*)	KIT 2 STAFFE PER ATTACCO TRAVI SU PORTA-CPU KIT 2 ETRIERS POUR FIXER POUTRES SUR SUPPORT-UC kit 2 stirrups for fixing beams with CPU-holder
4	153 728 (*)	KIT 2 STAFFE PER ATTACCO TRAVI SU CASSETTIERE LATERALI O MOBILI LATERALI KIT 2 ETRIERS POUR FIXER POUTRES SUR CAISSONS LATERAUX OU MEUBLES LATERAUX kit 2 stirrups for fixing beams with lateral pedestals or lateral cabinets
2	153 362 (*)	PANNELLO FRONTALE L.160 (TESSUTO) CON BARRA ATTREZZABILE + COPERTURA PANNÉAU FRONTAL L.160 (TISSU) AVEC BARRA ATTREZZABILE + COUVERTURE front panel w 63" (fabric) with tool bar + cover profile
4	153 206 (*)	STAFFA PER COPERTURA CENTRALE ETRIER POUR COUVERTURE CENTRAL stirrup for central cover profile
2	152 602 (*)	MOBILE DI SERVIZIO L.140 CENTRALE CON ANTINE SCORREVOLI E PORTA-CPU BIFACCIALI + VANO A GIORNO MEUBLE DE SERVICE L.140 CENTRAL AVEC 2 PORTES COULISSANTES ET SUPPORT-UC DOUBLE-FACE + CÔTÉS OUVERTS central service unit w 55 1/4" with sliding doors and CPU-holder in double-sides + open glove compartment
1	153 435 (*)	BARRA ATTREZZABILE LATERALE A FILO PIANO L.280 BARRÉ LATERALE PORTE-ACCESSOIRES L.280 lateral desk height toolbar w 110 1/2"
2	152 618 (*)	STORAGE STANDARD H.109,3 CON ANTA DX CON SERRATURA STORAGE STANDARD H.109,3 AVEC PORTE DX AVEC SERRURE standard storage h.43" with right wooden door with lock
2	152 619 (*)	STORAGE STANDARD H.109,3 CON ANTA SX CON SERRATURA STORAGE STANDARD H.109,3 AVEC PORTE SX AVEC SERRURE standard storage h.43" with left wooden door with lock
2	153 874 (*)	TOP PER 2 STORAGE (sp. mm 18) TOP POUR 2 STORAGE (ép. mm 18) top for 2 storage (thick. 3/4")
2	152 450 (*)	2 COPERTURE LATERALI PER STORAGE 2 COUVERTURES LATERAUX POUR STORAGE 2 side covers for storage
	(*)	= INDICARE IL CODICE FINITURA = INDIQUER LE CODE FINITION = complete with finish code




FIB 17

Q.TÀ Q.TE q.ty	CODICE CODE code	DESCRIZIONE DESCRIPTION description
1	153 217 (*)	SCRIVANIA CONDIVISA L.160 x PROF. CM 80+80 PER PORTA-CPU (sp. mm 18) BUREAU PARTAGE PROF. L.160 x CM 80+80 POUR SUPPORT-UC (ép. mm 18) shared desk w 63" x deep 31 1/2" + 31 1/2" for CPU-holder (thick. 3/4")
1	153 502 (*)	PANNELLO FRONTALE L.160 (MELAMINICO) + COPERTURA PANNÉAU FRONTAL L.160 (MELAMINE) + COUVERTURE front panel w 63" (melamine) + cover profile
1	153 206 (*)	STAFFA PER COPERTURA CENTRALE ETRIER POUR COUVERTURE CENTRAL stirrup for central cover profile
1	152 468 (*)	PORTA-CPU CENTRALE SUPPORT-UC CENTRAL central CPU-holder
2	152 454 (*)	MOBILE DI SERVIZIO L.140 TERMINALE DX O SX CON ANTINA SCORREVOLE E VANO A GIORNO MEUBLE DE SERVICE L.140 TERMINAL DX OU SX AVEC PORTE COULISSANTE ET CÔTÉ OUVERT right or left terminal service unit w 55 1/4" with sliding door and open compartment
	(*)	= INDICARE IL CODICE FINITURA = INDIQUER LE CODE FINITION = complete with finish code





## FIB 14

Q.TA Q.TE q.ty	CODICE CODE code	DESCRIZIONE DESCRIPTION description
2	153 817 (*)	PIANO SCRIVANIA L.160 x PROF. CM 80 (sp. mm 18) PLAN BUREAU L.160 x PROF. CM 80 (ép. mm 18) desktop w 63" x deep 31½" (thick. ¾")
1	153 277 (*)	PANNELLO FRONTALE L.160 (MELAMINICO) CON BARRA ATTREZZABILE + COPERTURA PANEAU FRONTAL L.160 (MELAMINE) AVEC BARRE PORTE-ACCESSOIRES + COUVERTURE front panel w 63" (melamine) with toolbar + cover profile
2	153 206 (*)	STAFFA PER COPERTURA CENTRALE ETRIER POUR COUVERTURE CENTRAL strut for central cover profile
2	153 722 (*)	COPPIA DI TRAVI PER GAMBE A PONTE L.140 JEU 2 POUTRES POUR PIETEMENTS A PONT L.140 set of 2 beams for bridge legs w 55½"
2	153 725 (*)	KIT 2 STAFFE PER ATTACCO TRAVI SU PORTA-CPU KIT 2 ETRIERS POUR FIXER POUTRES SUR SUPPORT-UC kit 2 struts for fixing beams with CPU-holder
2	153 728 (*)	KIT 2 STAFFE PER ATTACCO TRAVI SU CASSETTIERE LATERALI O MOBILI LATERALI KIT 2 ETRIERS POUR FIXER POUTRES SUR CAISSONS LATERAUX OU MEUBLES LATERAUX kit 2 struts for fixing beams with lateral pedestals or lateral cabinets
2	152 443 (*)	STORAGE STANDARD H.109,3 CON CASSETTO CON SERRATURA STORAGE STANDARD H.109,3 AVEC TIROIR AVEC SERRURE standard storage h.43" with drawer with lock
1	152 450 (*)	2 COPERTURE LATERALI PER STORAGE 2 COUVERCLES LATERAUX POUR STORAGE 2 side covers for storage
1	153 874 (*)	TOP PER 2 STORAGE (sp. mm 18) TOP POUR 2 STORAGE (ép. mm 18) top for 2 storage (thick. ¾")
1	152 468 (*)	PORTA-CPU CENTRALE SUPPORT-UC CENTRAL central CPU-holder
2	152 454 (*)	MOBILE DI SERVIZIO L.140 TERMINALE DX O SX CON ANTINA SCORREVOLE E VANO A GIORNO MEUBLE DE SERVICE L.140 TERMINAL DX OU SX AVEC PORTE COULISSANTE ET CÔTÉ OUVERT right or left terminal service unit w 55½" with sliding door and open compartment
(*) = INDICARE IL CODICE FINITURA (*) = INDICUER LE CODE FINITION (*) = complete with finish code		



## FIB 16

Q.TA Q.TE q.ty	CODICE CODE code	DESCRIZIONE DESCRIPTION description
2	153 817 (*)	PIANO SCRIVANIA L.160 x PROF. CM 80 (sp. mm 18) PLAN BUREAU L.160 x PROF. CM 80 (ép. mm 18) desktop w 63" x deep 31½" (thick. ¾")
1	153 277 (*)	PANNELLO FRONTALE L.160 (MELAMINICO) CON BARRA ATTREZZABILE + COPERTURA PANEAU FRONTAL L.160 (MELAMINE) AVEC BARRE PORTE-ACCESSOIRES + COUVERTURE front panel w 63" (melamine) with toolbar + cover profile
2	153 206 (*)	STAFFA PER COPERTURA CENTRALE ETRIER POUR COUVERTURE CENTRAL strut for central cover profile
2	153 722 (*)	COPPIA DI TRAVI PER GAMBE A PONTE L.140 JEU 2 POUTRES POUR PIETEMENTS A PONT L.140 set of 2 beams for bridge legs w 55½"
2	153 725 (*)	KIT 2 STAFFE PER ATTACCO TRAVI SU PORTA-CPU KIT 2 ETRIERS POUR FIXER POUTRES SUR SUPPORT-UC kit 2 struts for fixing beams with CPU-holder
2	153 728 (*)	KIT 2 STAFFE PER ATTACCO TRAVI SU CASSETTIERE LATERALI O MOBILI LATERALI KIT 2 ETRIERS POUR FIXER POUTRES SUR CAISSONS LATERAUX OU MEUBLES LATERAUX kit 2 struts for fixing beams with lateral pedestals or lateral cabinets
1	152 616 (*)	STORAGE STANDARD H.71 CON ANTA DX CON SERRATURA STORAGE STANDARD H.71 AVEC PORTE DX AVEC SERRURE standard storage h.28" with right wooden door with lock
1	152 617 (*)	STORAGE STANDARD H.71 CON ANTA SX CON SERRATURA STORAGE STANDARD H.71 AVEC PORTE SX AVEC SERRURE standard storage h.28" with left wooden door with lock
1	153 874 (*)	TOP PER 2 STORAGE (sp. mm 18) TOP POUR 2 STORAGE (ép. mm 18) top for 2 storage (thick. ¾")
1	152 468 (*)	PORTA-CPU CENTRALE SUPPORT-UC CENTRAL central CPU-holder
2	152 454 (*)	MOBILE DI SERVIZIO L.140 TERMINALE DX O SX CON ANTINA SCORREVOLE E VANO A GIORNO MEUBLE DE SERVICE L.140 TERMINAL DX OU SX AVEC PORTE COULISSANTE ET CÔTÉ OUVERT right or left terminal service unit w 55½" with sliding door and open compartment
(*) = INDICARE IL CODICE FINITURA (*) = INDICUER LE CODE FINITION (*) = complete with finish code		






FIB 19

Q.TÀ Q.TE q.ty	CODICE CODE code	DESCRIZIONE DESCRIPTION description
4	153 197 (*)	SCRIVANIA L.160 x PROF. CM 80 PER PORTA-CPU (sp. mm 18) BUREAU L.160 x PROF. CM 80 POUR SUPPORT-UC (ép. mm 18) desk w 63" x deep 31½" for CPU-holder (thick. ¾")
4	152 495 (*)	PANNELLO FRONTALE L.160 (TESSUTO) PANEAU FRONTAL L.160 (TESSU) front panel w 63" (fabric)
2	152 458 (*)	PORTA-CPU CENTRALE SUPPORT-UC CENTRAL central CPU-holder
2	152 457 (*)	MOBILE DI SERVIZIO L.140 CENTRALE CON 2 ANTINE SCORREVOLI E VANI PORTA-OGGETTI BIFACCIALI MEUBLE DE SERVICE L.140 CENTRAL AVEC 2 PORTES COULISSANTES ET CÔTÉS OUVERTS central service unit w 55½" with 2 sliding doors and open glove compartment in double-side
2	153 434 (*)	BARRA ATTREZZABILE LATERALE A FILO PIANO L.200 BARRE LATERALE PORTE-ACCESSOIRES L.200 lateral desk height toolbar w 178½"
2	152 332 (*)	SCHERMO FRONTALE IN METACRILATO BIANCO L.80 ECRAN DE SEPARATION EN METHACRYLATE BLANC L.80 white methacrylate front screen w 31½"
2	153 450 (*)	MENSOLA CENTRALE ETAGERE CENTRALE central shelf
2	153 451 (*)	PORTA-DOX CENTRALE PORTE-DOSSIER CENTRALE central dox-holder


(\*) = INDICARE IL CODICE FINITURA  
= INDIQUER LE CODE FINITION  
= complete with finish code



FIB 06


Q.TÀ Q.TE q.ty	CODICE CODE code	DESCRIZIONE DESCRIPTION description
2	153 817 (*)	PIANO SCRIVANIA L.160 x PROF. CM 80 (sp. mm 18) PLAN BUREAU L.160 x PROF. CM 80 (ép. mm 18) desktop w 63" x deep 31½" (thick. ¾")
1	153 402 (*)	BARRA ATTREZZABILE FRONTALE L.160 + COPERTURA BARRE FRONTALE PORTE-ACCESSOIRES L.280 + COUVERTURE front toolbar w 110½" + cover profile
1	153 409 (*)	SCHERMO FRONTALE IN METACRILATO BIANCO L.100 x H.38,2 ECRAN DE SEPARATION EN METHACRYLATE BLANC L.100 x H.38,2 white methacrylate front screen w 39½" x h.15"
2	153 206 (*)	STAFFA PER COPERTURA CENTRALE ETRIER POUR COUVERTURE CENTRAL stirrup for central cover profile
2	153 722 (*)	COPPIA DI TRAVI PER GAMBE A PONTE L.140 JEU 2 POUTRES POUR PIETEMENTS A PONT L.140 set of 2 beams for bridge legs w 55½"
2	153 725 (*)	KIT 2 STAFFE PER ATTACCO TRAVI SU PORTA-CPU KIT 2 ETRIERS POUR FIXER POUTRES SUR SUPPORT-UC kit 2 stirrups for fixing beams with CPU-holder
2	153 728 (*)	KIT 2 STAFFE PER ATTACCO TRAVI SU CASSETTIERE LATERALI O MOBILI LATERALI KIT 2 ETRIERS POUR FIXER POUTRES SUR CAISSONS LATERAUX OU MEUBLES LATERAUX kit 2 stirrups for fixing beams with lateral pedestals or lateral cabinets
1	152 616 (*)	STORAGE STANDARD H.71 CON ANTA DX CON SERRATURA STORAGE STANDARD H.71 AVEC PORTE DX AVEC SERRURE standard storage h.28" with right wooden door with lock
1	152 617 (*)	STORAGE STANDARD H.71 CON ANTA SX CON SERRATURA STORAGE STANDARD H.71 AVEC PORTE SX AVEC SERRURE standard storage h.28" with left wooden door with lock
1	153 874 (*)	TOP PER 2 STORAGE (sp. mm 18) TOP POUR 2 STORAGE (ép. mm 18) top for 2 storage (thick. ¾")
1	152 468 (*)	PORTA-CPU CENTRALE SUPPORT-UC CENTRAL central CPU-holder
2	152 454 (*)	MOBILE DI SERVIZIO L.140 TERMINALE DX O SX CON ANTINA SCORREVOLE E VANO A GIORNO MEUBLE DE SERVICE L.140 TERMINAL DX OU SX AVEC PORTE COULISSANTE ET CÔTÉ OUVERT right or left terminal service unit w 55½" with sliding door and open compartment

(\*) = INDICARE IL CODICE FINITURA  
= INDIQUER LE CODE FINITION  
= complete with finish code




FID 01

Q.TA Q.TE q.ty	CODICE CODE code	DESCRIZIONE DESCRIPTION description
1	152 204 (*)	WORKSTATION L.160x100 DX CON TOP ACCESS (sp. mm 25) PLAN COMPACT L.160x100 DX AVEC TOP ACCESS (ép. mm 25) right workstation w 63" x 39 1/2" with top access (thick. 1")
1	152 444 (*)	CASSETTIERA-BASE O LATERALE 4 CASSETTI (PROF. CM 60) CAISSON-PORTEUR OU LATERALE 4 TIROIRS (PROF. CM 60) base or lateral pedestal with 4 drawers (deep 23 3/4")
1	152 433 (*)	ALLUNGO L.60 x PROF. CM 60 CON VENATURA TRASVERSALE (sp. mm 25) EXTENSION L.60 x PROF. CM 60 AVEC VEINAGE TRANSVERSAL (ép. mm 25) extension w 23 3/4" x deep 23 3/4" with transversal wood veining (thick. 1")
1	152 430 (*)	STAFFA DI COLLEGAMENTO PIANI ETRIER POUR PLANS stirrup for fixing tops = INDICARE IL CODICE FINITURA = INDIQUER LE CODE FINITION = complete with finish code



FID 03


Q.TA Q.TE q.ty	CODICE CODE code	DESCRIZIONE DESCRIPTION description
2	152 412 (*)	PIANO WORKSTATION L.160x120 DX CON TOP ACCESS (sp. mm 25) PLAN COMPACT L.160x120 DX AVEC TOP ACCESS (ép. mm 25) right workstation top w 63" x 47 1/4" with top access (thick. 1")
2	152 413 (*)	PIANO WORKSTATION L.160x120 SX CON TOP ACCESS (sp. mm 25) PLAN COMPACT L.160x120 SX AVEC TOP ACCESS (ép. mm 25) left workstation top w 63" x 47 1/4" with top access (thick. 1")
6	152 641 (*)	GAMBA METALLICA A "T" PER PIANI PROF. CM 60 PIED METALLIQUE A "T" POUR PLANS PROF. CM 60 "T" metal leg for desktops deep 23 3/4"
4	152 674 (*)	TRAVE PER GAMBE A "T" L.160 POUTRE POUR PIEDS A "T" L.160 beam for "T" metal legs w 63"
2	152 463 (*)	MOBILE BASSO L.80 CON 2 ANTE LEGNO CON SERRATURA MEUBLE BAS L.80 AVEC 2 PORTES PLEINES AVEC SERRURE low cabinet w 31 1/2" with 2 wooden doors with lock
2	152 425 (*)	TOP L.80 PER MOBILE SOTTOPIANO CON VENATURA TRASVERSALE (sp. mm 25) TOP L.80 POUR MOBILE SOUS-PLAN AVEC VEINAGE TRANSVERSAL (ép. mm 25) top w 31 1/2" for undertop cabinet with transversal wood veining (thick. 1")
4	152 431 (*)	STAFFA ETRIER stirrup
2	152 454 (*)	MOBILE DI SERVIZIO L.140 TERMINALE DX O SX CON ANTINA SCORREVOLE E VANO A GIORNO MEUBLE DE SERVICE L.140 TERMINAL DX OU SX AVEC PORTE COULISSANTE ET CÔTÉ OUVERT right or left terminal service unit w 55 1/4" with sliding door and open compartment = INDICARE IL CODICE FINITURA = INDIQUER LE CODE FINITION = complete with finish code






## FID 02

Q.TA Q.TE q.ty	CODICE CODE code	DESCRIZIONE DESCRIPTION description
4	152 398 (*)	PIANO SCRIVANIA L.160 x PROF. CM 80 CON TOP ACCESS (sp. mm 25) PLAN BUREAU L.160 x PROF. CM 80 AVEC TOP ACCESS (ép. mm 25) desktop w 63" x deep 31½" with top access (thick. 1")
6	152 642 (*)	GAMBA METALLICA A "T" PER PIANI PROF. CM 80 PIED METALLIQUE A "T" POUR PIANI PROF. CM 80 "T" metal leg for desktops deep 31½"
4	152 674 (*)	TRAVE PER GAMBE A "T" L.160 POUTRE POUR PIEDS A "T" L.160 beam for "T" metal legs w 63"
4	152 454 (*)	MOBILE DI SERVIZIO L.140 TERMINALE DX O SX CON ANTINA SCORREVOLE E VANO A GIORNO MEUBLE DE SERVICE L.140 TERMINAL DX OU SX AVEC PORTE COULISSANTE ET CÔTÉ OUVERT right or left terminal service unit w 55¼" with sliding door and open compartment = INDICARE IL CODICE FINITURA = INDICUER LE CODE FINITION = complete with finish code



## FID 04


Q.TA Q.TE q.ty	CODICE CODE code	DESCRIZIONE DESCRIPTION description
1	152 212 (*)	WORKSTATION L.160x120 DX CON TOP ACCESS (sp. mm 25) PLAN COMPACT L.160x120 DX AVEC TOP ACCESS (sp. mm 25) right workstation w 63" x 47½" with top access (thick. 1")
1	152 213 (*)	WORKSTATION L.160x120 SX CON TOP ACCESS (sp. mm 25) PLAN COMPACT L.160x120 SX AVEC TOP ACCESS (sp. mm 25) left workstation w 63" x 47½" with top access (thick. 1")
1	152 463 (*)	MOBILE BASSO L.80 CON 2 ANTE LEGNO CON SERRATURA MEUBLE BAS L.80 AVEC 2 PORTES PLEINES AVEC SERRURE low cabinet w 31½" with 2 wooden doors with lock
1	152 425 (*)	TOP L.80 PER MOBILE SOTTOPIANO CON VENATURA TRASVERSALE (sp. mm 25) TOP L.80 POUR MEUBLE SOUS-PLAN AVEC VEINAGE TRANSVERSAL (ép. mm 25) top w 31½" for undertop cabinet with transversal wood veining (thick. 1")
2	152 431 (*)	STAFFA ETRIER strrup
2	152 780 (*)	CASSETTIERA SU RUOTE 3 CASSETTI (CON SERRATURA) CAISSON SUR ROULETTES 3 TIROIRS (AVEC SERRURE) mobile pedestal with 3 drawers (with lock) = INDICARE IL CODICE FINITURA = INDICUER LE CODE FINITION = complete with finish code





## FIS 01


Q.TA Q.TE q.ty	CODICE CODE code	DESCRIZIONE DESCRIPTION description
8	152 398	(*) PIANO SCRIVANIA L.160 x PROF. CM 80 CON TOP ACCESS (sp. mm 25) PLAN BUREAU L.160 x PROF. CM 80 AVEC TOP ACCESS (ép. mm 25) desktop w 63" x deep 31½" with top access (thick. 1")
4	152 895	(*) GAMBÀ A CORNICE TERMINALE DX O SX PROF. CM 80 PIED METALLIQUE A ENCADREMENT TERMINAL DX OU SX PROF. CM 80 right or left terminal frame leg deep 31½"
6	152 896	(*) GAMBÀ A CORNICE CENTRALE PROF. CM 80 PIED METALLIQUE A ENCADREMENT CENTRAL PROF. CM 80 central frame leg deep 31½"
8	152 905	(*) KIT TRAVI PER GAMBE A CORNICE L.160 JEU POUTRES POUR PIEDS METALLIQUES A ENCADREMENTS L.160 kit of beams for frame legs w 63"
4	152 947	(*) MODULO L.160 x H.111 CON ELEMENTO SUPERIORE RIVESTITO IN TESSUTO MODULE L.160 x H.111 AVEC ELEMENT SUPERIEURE RECOUVERT EN TISSU module w 63" x h 43¾" with upper element covered with fabric
1	152 908	(*) KIT 4 PIASTRINI REGGI-PIANO SU PARETINE JEU 4 PLAQUES POUR SOUTIENS PLANS SUR CLOISONNETTES kit 4 plates for fixing desktops with partition panels
1	152 909	(*) KIT 12 PIASTRINI REGGI-PIANO SU PARETINE JEU 12 PLAQUES POUR SOUTIENS PLANS SUR CLOISONNETTES kit 12 plates for fixing desktops with partition panels
4	152 456	(*) MOBILE DI SERVIZIO L.100 CENTRALE CON CASSETTI E PORTA-CPU BIFACCIALI MEUBLE DE SERVICE L.100 CENTRAL AVEC TIROIRS ET SUPPORT-UC DOUBLE-FACE central service unit w 39½" with drawers and CPU-holder in double-sides = INDICARE IL CODICE FINITURA = INDIQUER LE CODE FINITION = complete with finish code






FIS 02

Q.TA Q.TE q.ty	CODICE CODE code	DESCRIZIONE DESCRIPTION description
4	152 398	(*) PIANO SCRIVANIA L.160 x PROF. CM 80 CON TOP ACCESS (sp. mm 25) PLAN BUREAU L.160 x PROF. CM 80 AVEC TOP ACCESS (ép. mm 25) desktop w 63" x deep 31½" with top access (thick. 1")
4	152 905	(*) KIT TRAVI PER GAMBE A CORNICE L.160 JEU POUTRES POUR PIEDS METALLIQUES A ENCADREMENTS L.160 kit of beams for frame legs w 63"
4	152 895	(*) GAMBIA A CORNICE TERMINALE DX O SX PROF. CM 80 PIED METALLIQUE A ENCADREMENT TERMINAL DX OU SX PROF. CM 80 right or left terminal frame leg deep 31½"
2	152 896	(*) GAMBIA A CORNICE CENTRALE PROF. CM 80 PIED METALLIQUE A ENCADREMENT CENTRAL PROF. CM 80 central frame leg deep 31½"
2	152 807	(*) MODULO L.160 x H.111 CON ELEMENTO SUPERIORE IN METACRILATO MODULE L.160 x H.111 AVEC ELEMENT SUPERIEURE EN METHACRYLATE module w 63" x h 43½" with upper methacrylate element
2	152 908	(*) KIT 4 PIASTRINI REGGI-PIANO SU PARETINE JEU 4 PLAQUES POUR SOUTIENS PLANS SUR CLOISONNETTES kit 4 plates for fixing desktops with partition panels
2	152 456	(*) MOBILE DI SERVIZIO L.100 CENTRALE CON CASSETTI E PORTA-CPU BIFACCIALI MEUBLE DE SERVICE L.100 CENTRAL AVEC TIROIRS ET SUPPORT-UC DOUBLE-FACE central service unit w 39½" with drawers and CPU-holder in double-sides = INDICARE IL CODICE FINITURA = INDIQUER LE CODE FINITION = complete with finish code



FIS 04


Q.TA Q.TE q.ty	CODICE CODE code	DESCRIZIONE DESCRIPTION description
4	152 398	(*) PIANO SCRIVANIA L.160 x PROF. CM 80 CON TOP ACCESS (sp. mm 25) PLAN BUREAU L.160 x PROF. CM 80 AVEC TOP ACCESS (ép. mm 25) desktop w 63" x deep 31½" with top access (thick. 1")
4	152 905	(*) KIT TRAVI PER GAMBE A CORNICE L.160 JEU POUTRES POUR PIEDS METALLIQUES A ENCADREMENTS L.160 kit of beams for frame legs w 63"
4	152 895	(*) GAMBIA A CORNICE TERMINALE DX O SX PROF. CM 80 PIED METALLIQUE A ENCADREMENT TERMINAL DX OU SX PROF. CM 80 right or left terminal frame leg deep 31½"
2	152 896	(*) GAMBIA A CORNICE CENTRALE PROF. CM 80 PIED METALLIQUE A ENCADREMENT CENTRAL PROF. CM 80 central frame leg deep 31½"
2	152 947	(*) MODULO L.160 x H.111 CON ELEMENTO SUPERIORE RIVESTITO IN TESSUTO MODULE L.160 x H.111 AVEC ELEMENT SUPERIEURE RECOUVERT EN TISSU module w 63" x h 43½" with upper element covered with fabric
2	152 908	(*) KIT 4 PIASTRINI REGGI-PIANO SU PARETINE JEU 4 PLAQUES POUR SOUTIENS PLANS SUR CLOISONNETTES kit 4 plates for fixing desktops with partition panels
2	152 456	(*) MOBILE DI SERVIZIO L.100 CENTRALE CON CASSETTI E PORTA-CPU BIFACCIALI MEUBLE DE SERVICE L.100 CENTRAL AVEC TIROIRS ET SUPPORT-UC DOUBLE-FACE central service unit w 39½" with drawers and CPU-holder in double-sides = INDICARE IL CODICE FINITURA = INDIQUER LE CODE FINITION = complete with finish code



FIS 05

Q.TA Q.TE q.ty	CODICE CODE code	DESCRIZIONE DESCRIPTION description
4	152 398	(*) PIANO SCRIVANIA L.160 x PROF. CM 80 CON TOP ACCESS (sp. mm 25) PLAN BUREAU L.160 x PROF. CM 80 AVEC TOP ACCESS (ép. mm 25) desktop w 63" x deep 31½" with top access (thick. 1")
4	152 905	(*) KIT TRAVI PER GAMBE A CORNICE L.160 JEU POUTRES POUR PIEDS METALLIQUES A ENCADREMENTS L.160 kit of beams for frame legs w 63"
4	152 895	(*) GAMBA A CORNICE TERMINALE DX O SX PROF. CM 80 PIED METALLIQUE A ENCADREMENT TERMINAL DX OU SX PROF. CM 80 right or left terminal frame leg deep 31½"
2	152 896	(*) GAMBA A CORNICE CENTRALE PROF. CM 80 PIED METALLIQUE A ENCADREMENT CENTRAL PROF. CM 80 central frame leg deep 31½"
2	152 807	(*) MODULO L.160 x H.111 CON ELEMENTO SUPERIORE IN METACRILATO MODULE L.160 x H.111 AVEC ELEMENT SUPERIEURE EN METHACRYLATE module w 63" x h 43½" with upper methacrylate element
2	152 908	(*) KIT 4 PIASTRINI REGGI-PIANO SU PARETINE JEU 4 PLAQUES POUR SOUTIENS PLANS SUR CLOISONNETTES kit 4 plates for fixing desktops with partition panels
4	152 780	(*) CASSETTIERA SU RUOTE 3 CASSETTI (CON SERRATURA) CAISSON SUR ROULETTES 3 TIROIRS (AVEC SERRURE) mobile pedestal with 3 drawers (with lock)


(\*) = INDICARE IL CODICE FINITURA  
= INDIQUER LE CODE FINITION  
= complete with finish code



FIS 06

Q.TA Q.TE q.ty	CODICE CODE code	DESCRIZIONE DESCRIPTION description
4	152 398	(*) PIANO SCRIVANIA L.160 x PROF. CM 80 CON TOP ACCESS (sp. mm 25) PLAN BUREAU L.160 x PROF. CM 80 AVEC TOP ACCESS (ép. mm 25) desktop w 63" x deep 31½" with top access (thick. 1")
4	152 905	(*) KIT TRAVI PER GAMBE A CORNICE L.160 JEU POUTRES POUR PIEDS METALLIQUES A ENCADREMENTS L.160 kit of beams for frame legs w 63"
4	152 895	(*) GAMBA A CORNICE TERMINALE DX O SX PROF. CM 80 PIED METALLIQUE A ENCADREMENT TERMINAL DX OU SX PROF. CM 80 right or left terminal frame leg deep 31½"
2	152 896	(*) GAMBA A CORNICE CENTRALE PROF. CM 80 PIED METALLIQUE A ENCADREMENT CENTRAL PROF. CM 80 central frame leg deep 31½"
2	152 977	(*) MODULO L.160 x H.150 CON ELEMENTO SUPERIORE IN METACRILATO MODULE L.160 x H.150 AVEC ELEMENT SUPERIEURE EN METHACRYLATE module w 63" x h 59" with upper methacrylate element
2	152 908	(*) KIT 4 PIASTRINI REGGI-PIANO SU PARETINE JEU 4 PLAQUES POUR SOUTIENS PLANS SUR CLOISONNETTES kit 4 plates for fixing desktops with partition panels
4	152 780	(*) CASSETTIERA SU RUOTE 3 CASSETTI (CON SERRATURA) CAISSON SUR ROULETTES 3 TIROIRS (AVEC SERRURE) mobile pedestal with 3 drawers (with lock)


(\*) = INDICARE IL CODICE FINITURA  
= INDIQUER LE CODE FINITION  
= complete with finish code






**FIM 02**

Q.TA Q.TE q.ty	CODICE CODE code	DESCRIZIONE DESCRIPTION description
1	153 183 (*)	TAVOLO RIUNIONE L.320 x p.125,2 (sp. mm 18) (WIRE-MANAGER) TABLE REUNION L.320 x p.125,2 (ép. mm 18) (WIRE-MANAGER) meeting table w 126" x d 49 1/4" (thick. 3/4") (wire-manager) = INDICARE IL CODICE FINITURA = INDIQUER LE CODE FINITION (*) = complete with finish code




**FIM 01**

Q.TA Q.TE q.ty	CODICE CODE code	DESCRIZIONE DESCRIPTION description
1	153 183 (*)	TAVOLO RIUNIONE L.320 x p.125,2 (sp. mm 18) (WIRE-MANAGER) TABLE REUNION L.320 x p.125,2 (ép. mm 18) (WIRE-MANAGER) meeting table w 126" x d 49 1/4" (thick. 3/4") (wire-manager) = INDICARE IL CODICE FINITURA = INDIQUER LE CODE FINITION (*) = complete with finish code



**FIM 05**


Q.TA Q.TE q.ty	CODICE CODE code	DESCRIZIONE DESCRIPTION description
1	153 188 (*)	TAVOLO RIUNIONE L.320 x p.165,2 (sp. mm 18) (WIRE-MANAGER) TABLE REUNION L.320 x p.165,2 (ép. mm 18) (WIRE-MANAGER) meeting table w 126" x d 65" (thick. ¾") (wire-manager)
(*) = INDICARE IL CODICE FINITURA = INDIQUER LE CODE FINITION = complete with finish code		



**Funzionalità integrata garantita**  
*Integrated functionality guaranteed*



BAC 05




BAC 01



BAC 02



BAC 03



BAC 04

L'attenzione per l'ergonomia si combina con quella rivolta al design, ai materiali e ai colori. OXI offre la possibilità di vivere l'ambiente lavorativo in perfetta armonia, a tutto vantaggio di un'energia positiva che diventa piacevolezza e creatività.


The ergonomic design is enhanced by a wide choice of materials and finishes. OXI offers the possibility of enjoying working environments in perfect harmony, with total advantage of a positive energy that becomes pleasant and creative.

L'attention pour l'ergonomie et le design, les matériaux et les couleurs: Oxi donne la possibilité de réaliser postes de travail harmonieux qui transforment l'énergie positive en créativité.



**OXI 20**


Q.TA Q.TE q.ty	CODICE CODE code	DESCRIZIONE DESCRIPTION description
1	106 344 (*)	SCRIVANIA L.140 x p.60 BUREAU L.140 x p.60 desk w 55 1/4" x d 23 3/4"
1	114 401 (*)	CASSETTIERA SU RUOTE 3 CASSETTI CON SERRATURA CAISSON SUR ROULETTES 3 TIROIRS AVEC SERRURE pedestal on wheels with 3 drawers with lock = INDICARE IL CODICE FINITURA = INDIQUER LE CODE FINITION = complete with finish code





**OXI 25**


Q.TA Q.TE q.ty	CODICE CODE code	DESCRIZIONE DESCRIPTION description
1	132 678 (*)	SCRIVANIA L.160 x p.80 CON GAMBE A "T" BUREAU L.160x p.80 AVEC PIEDS METALLIQUES EN "T" desk w 63" x d 31 1/2" for pedestals or lateral cabinets
1	106 293 (*)	PANNELLO FRONTALE L.160 PANNÉAU FRONTAL L.160 front panel w 63"
1	114 401 (*)	CASSETTIERA SU RUOTE 3 CASSETTI CON SERRATURA CAISSON SUR ROULETTES 3 TIROIRS AVEC SERRURE pedestal on wheels with 3 drawers with lock = INDICARE IL CODICE FINITURA = INDIQUER LE CODE FINITION = complete with finish code





OXI 21

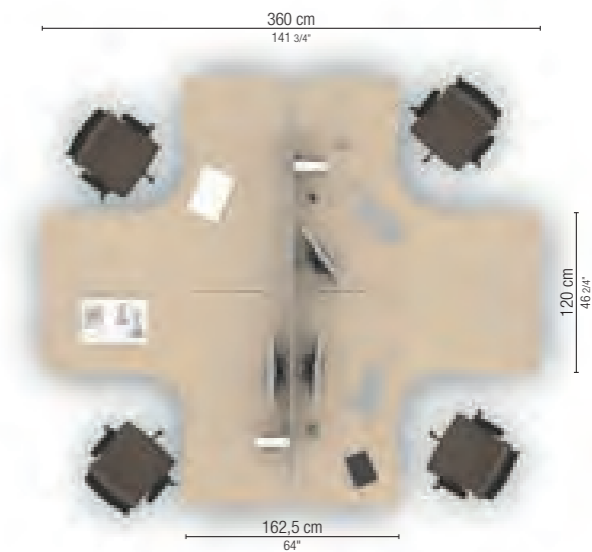
Q.TA Q.TE q.ty	CODICE CODE code	DESCRIZIONE DESCRIPTION description
1	106 097	(*) WORKSTATION L.160x120 CON RIDUZIONE A DX PLAN COMPACT L.160x120 AVEC REDUCTION DX workstation w 63"x47 1/2" with right reduction
1	106 098	(*) WORKSTATION L.160x120 CON RIDUZIONE SX PLAN COMPACT L.160x120 AVEC REDUCTION SX workstation w 63"x47 1/2" with left reduction
4	106 740	(*) PARETINA MONO-PANNEAU L.60 x H.160 CLOISONNETTE MONO-PANNEAU L.60 x H.160 single element panel w 23 1/4" x h 63"
1	106 737	(*) PARETINA MONO-PANNEAU L.160 x H.108 CLOISONNETTE MONO-PANNEAU L.160 x H.108 single element panel w 63" x h 42 1/2"
1	106 723	(*) MONTANTE H.160 MONTANT H.160 joining upright h 63"
1	106 263	(*) TERMINALE PER SCRIVANIE PROF. CM 80+80 CONVIVALITE POUR BUREAUX PROF. CM 80+80 terminal for desks deep 31 1/2" + 31 1/2"
2	132 949	(*) GAMBA CONICA PIED CONIQUE conical leg
2	106 183	(*) CASSETTIERA-BASE CON CLASSIFICATORE PROF. CM 80 CAISSON-BASE AVEC TIROIR DOSSIER PROF. CM 80 base-pedestal with file-drawer deep 31 1/2"
2	106 467	(*) STAFFA COLLEGAMENTO CASSETTIERA CON PENISOLA ETRIER DE CONNEXION CAISSON AVEC CONVIVALITE strut for connection of pedestals with terminal
1	106 702	(*) KIT 12 PIASTRINI REGGI-PIANO KIT 12 PATTES POUR SOUTIEN PLANS set of 12 top-holder plates
2	106 850	(*) MENSOLA L.60 ETAGERE L.60 shelf w 23 3/4"
2	106 494	(*) PENSILE CON SERRANDINA L.60 PENSIL AVEC RIDEAU L.60 suspended wall unit with rolling shutter w 23 3/4"
2	106 912	(*) PORTA-CARTA PORTE-PAPIER paper-holder
2	106 213	(*) PORTA-PENNE PORTE-STYLOS pen-holder



OXI 26

Q.TA Q.TE q.ty	CODICE CODE code	DESCRIZIONE DESCRIPTION description
2	106 097	(*) WORKSTATION L.160x120 CON RIDUZIONE A DX PLAN COMPACT L.160x120 AVEC REDUCTION DX workstation w 63"x47 1/2" with right reduction
2	106 098	(*) WORKSTATION L.160x120 CON RIDUZIONE SX PLAN COMPACT L.160x120 AVEC REDUCTION SX workstation w 63"x47 1/2" with left reduction
4	106 053	(*) ESTENSIONE L.60 RALLONGE L.60 extension w 23 3/4"
4	106 407	(*) CASSETTIERA-BASE CON CLASSIFICATORE PROF. CM 60 CAISSON-BASE AVEC TIROIR DOSSIER PROF. CM 60 base-pedestal with file-drawer deep 23 3/4"
4	132 546	(*) BASAMENTO PER SCRIVANIE L.160 PIEtement POUR BUREAUX L.160 base for desks w 63"
2	106 292	(*) PANNELLO FRONTALE L.140 Panneau frontal L.140 front panel w 55 1/4"
2	106 210	(*) PORTA-DOX PORTE-DOX dox-holder

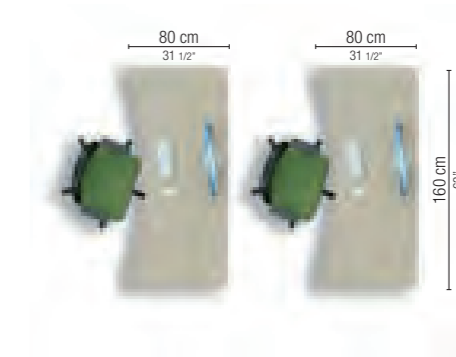
(\*) = INDICARE IL CODICE FINITURA  
= INDIQUER LE CODE FINITION  
= complete with finish code





### OXI 09

Q.TA Q.TE q.ty	CODICE CODE code	DESCRIZIONE DESCRIPTION description
2	106 022	(*) SCRIVANIA SAGOMATA L.160 x PROF. CM 80 CON GAMBE A PONTE BUREAU DOUBLE VAGUE L.160 x PROF. CM 80 AVEC PIEDS A PONT shaped desk deep 31 1/2" with bridge legs = INDICARE IL CODICE FINITURA = INDIQUER LE CODE FINITION = complete with finish code




### OXI 04

Q.TA Q.TE q.ty	CODICE CODE code	DESCRIZIONE DESCRIPTION description
2	132 677	(*) SCRIVANIA L.140 x p.80 CON GAMBE METALLICHE A "T" BUREAU L.140 x p.80 AVEC PIEDS METALLIQUES EN "T" desk w 55 1/2" x d 31 1/2" with "T" metal legs
2	106 414	(*) TOP PER MOBILE ART.415 TOP POUR MEUBLE ART.415 top for cabinet art.415
2	106 415	(*) MOBILE LATERALE PER SCRIVANIA CON SERRATURA MEUBLE LATERAL POUR BUREAU AVEC SERRURE side cabinet for desk with lock
2	106 238	(*) PIANO SCRIVANIA L.180 x p.80 PLAN BUREAU L.180 x p.80 desktop w 71" x d 31 1/2" with "T" metal legs
3	132 522	(*) GAMBA A "T" PROF.80 PIED EN "T" PROF.80 "T" leg deep 31 1/2"
2	132 531	(*) TRAVE CANALIZZATA L.180 POUTRE CABLEE L.180 cable-way beam w 71"
2	114 401	(*) CASSETTIERA SU RUOTE 3 CASSETTI CON SERRATURA CAISSON SUR ROULETTES 3 TIROIRS AVEC SERRURE pedestal on wheels with 3 drawers with lock = INDICARE IL CODICE FINITURA = INDIQUER LE CODE FINITION = complete with finish code





### OXI 01

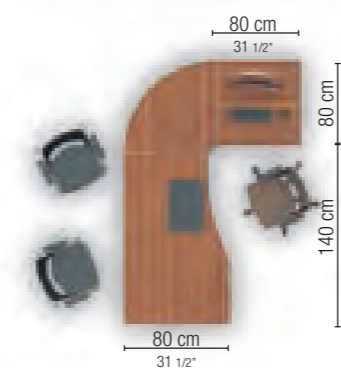



Q.TA Q.TE q.ty	CODICE CODE code	DESCRIZIONE DESCRIPTION description
1	106 377 (*)	WORKSTATION L.160x140 DX PLAN COMPACT L.160x140 DX right workstation w 63"x55 1/4"
1	106 378 (*)	WORKSTATION L.160x140 SX PLAN COMPACT L.160x140 SX left workstation w 63"x55 1/4"
2	106 292 (*)	PANNELLO FRONTALE L.140 PANNELLO FRONTALE L.140 front panel w 55 1/4"
2	106 210 (*)	PORTA-DOX PORTE-DOX dax-holder
2	106 414 (*)	TOP PER MOBILE ART.415 TOP POUR MEUBLE ART.415 top for cabinet art.415
2	106 415 (*)	MOBILE LATERALE PER SCRIVANIA CON SERRATURA MEUBLE LATERAL POUR BUREAU AVEC SERRURE side cabinet for desk with lock
2	106 181 (*)	SOPRALZO PER MOBILE LATERALE ELEMENT SUPERIEURE POUR MEUBLE LATERAL upper element for side cabinet
2	114 401 (*)	CASSETTIERA SU RUOTE 3 CASSETTI CON SERRATURA CAISSON SUR ROULETTES 3 TIROIRS AVEC SERRURE pedestal on wheels with 3 drawers with lock = INDICARE IL CODICE FINITURA = INDIQUER LE CODE FINITION = complete with finish code



### OXI 24

Q.TA Q.TE q.ty	CODICE CODE code	DESCRIZIONE DESCRIPTION description
1	106 677 (*)	SCRIVANIA L.140 x p.80 CON GAMBE METALLICHE A "T" BUREAU L.140 x p.80 AVEC PIEDS METALLIQUE EN "T" desk w 55 1/4" x d 31 1/2" with "T" metal legs
1	106 674 (*)	SCRIVANIA L.80 x p.80 CON GAMBE METALLICHE A "T" BUREAU L.80 x p.80 AVEC PIEDS METALLIQUE EN "T" desk w 31 1/2" x d 31 1/2" with "T" metal legs
1	106 277 (*)	ANGOLO DI RACCORDO 90° ANGLE DE RACCORD 90° 90° joining segment
1	114 401 (*)	CASSETTIERA SU RUOTE 3 CASSETTI CON SERRATURA CAISSON SUR ROULETTES 3 TIROIRS AVEC SERRURE pedestal on wheels with 3 drawers with lock = INDICARE IL CODICE FINITURA = INDIQUER LE CODE FINITION = complete with finish code






## OXI 03

Q.TÀ Q.TE q.ty	CODICE CODE code	DESCRIZIONE DESCRIPTION description
1	106 957 (*)	BENCH L.160 x PROF. CM 165,2 BENCH L.160 x PROF. CM 165,2 bench w 63" x deep 65"
1	106 962 (*)	BENCH L.160 x PROF. CM 165,2 CON GAMBA INTERMEDIA BENCH L.160 x PROF. CM 165,2 AVEC PIED INTERMEDIAIRE bench w 63" x deep 65" with central leg
2	106 197 (*)	PANNELLO FRONTALE+COBERTURA L.160 PANNEAU FRONTAL+COUVERTURE L.160 front panel+central cover w 63"
1	114 188 (*)	MOBILE DI SERVIZIO L.67,7 SU RUOTE (CON SEPRATURA) MEUBLE DE SERVICE L.67,7 SUR ROULETTES (AVEC SERRIURE) service unit w 26 3/4" on wheels (with lock)
1	114 957 (*)	COSSINO PER MOBILE DI SERVIZIO COUSSIN POUR MEUBLE DE SERVICE cushion fo service unit = INDICARE IL CODICE FINITURA = INDIQUER LE CODE FINITION = complete with finish code

## OXI 23


Q.TÀ Q.TE q.ty	CODICE CODE code	DESCRIZIONE DESCRIPTION description
1	106 355 (*)	SCRIVANIA L.160 x p.80 BUREAU L.160 x p.80 desk w 63" x d 31 1/2"
1	106 347 (*)	ALLUNGO L.100 x p.60 RALLONGE L.100 x p.60 extension w 39 1/2" x d 23 3/4" = INDICARE IL CODICE FINITURA = INDIQUER LE CODE FINITION = complete with finish code






## OXI 16

Q.TA Q.TE q.ty	CODICE CODE code	DESCRIZIONE DESCRIPTION description
1	106 956 (*)	BENCH L.140 x PROF. CM 165,2 BENCH L.140 x PROF. CM 165,2 bench w 55 1/2" x deep 65"
1	106 961 (*)	BENCH L.140 x PROF. CM 165,2 CON GAMBA INTERMEDIA BENCH L.140 x PROF. CM 165,2 AVEC PIED INTERMEDIAIRE bench w 55 1/2" x deep 65" with central leg
2	106 196 (*)	PANNELLO FRONTALE-COPERTURA L.140 PANNEAU FRONTAL-COVERTURE L.140 front panel+central cover w55 1/2"
4	106 414 (*)	TOP PER MOBILE ART.426 TOP POUR MEUBLE ART.426 top for cabinet art.426
4	106 426 (*)	MOBILE LATERALE A GIORNO PER SCRIVANIA MEUBLE LATERAL OUVERTE POUR BUREAU open side cabinet for desk
4	106 181 (*)	SOPRALZO PER MOBILE LATERALE ELEMENT SUPERIEUR POUR MEUBLE LATERAL upper element for side cabinet
	(*)	= INDICARE IL CODICE FINITURA = INDIQUER LE CODE FINITION = complete with finish code




## OXI 06

Q.TA Q.TE q.ty	CODICE CODE code	DESCRIZIONE DESCRIPTION description
1	106 008 (*)	SCRIVANIA L.140 x PROF. CM 80 CON GAMBE A PONTE BUREAU L.140 x PROF. CM 80 AVEC PIEDS A PONT desk w 55 1/2" x deep 31 1/2" with bridge legs
2	106 013 (*)	SCRIVANIA L.140 x PROF. CM 80 CON GAMBA INTERMEDIA BUREAU L.140 x PROF. CM 80 AVEC PIED CENTRAL A PONT desks deep 31 1/2" with central bridge leg
1	106 290 (*)	PANNELLO FRONTALE L.100 PANNEAU FRONTAL L.100 front panel w 39 1/2"
3	114 188 (*)	MOBILE DI SERVIZIO L.67,7 SU RUOTE (CON SERRATURA) MEUBLE DE SERVICE L.67,7 SUR ROULETTES (AVEC SERRURE) service unit w 26 3/4" on wheels (with lock)
3	114 957 (*)	CUSSINO PER MOBILE DI SERVIZIO COUSSIN POUR MEUBLE DE SERVICE cushion fo service unit
	(*)	= INDICARE IL CODICE FINITURA = INDIQUER LE CODE FINITION = complete with finish code



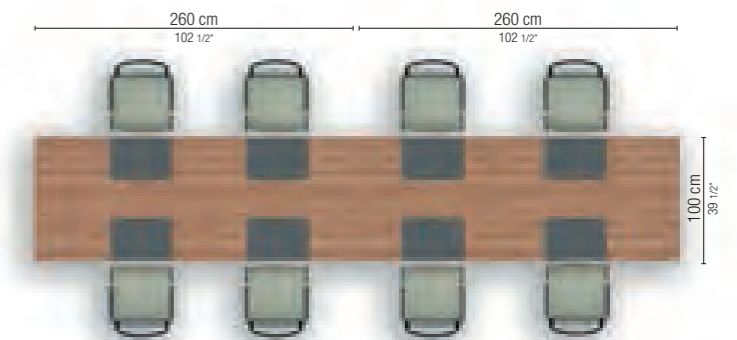
## OXI 12

Q.TÀ Q.TE q.ty	CODICE CODE code	DESCRIZIONE DESCRIPTION description
2	106 069 (*)	PIANO WORKSTATION SIMMETRICA L.140x140 CON LATI PROF. CM 60 PLAN COMPACT SYMMETRIQUE L.140x140 AVEC COTES PROF. CM 60 symmetrical workstation top w 55 1/2"x55 1/2" with deep sides 23 1/4"
4	106 731 (*)	PARETINA MONO-PANNELLO L.70 x H.108 CLOISONNETTE MONO-PANNEAU L.70 x H.108 single element panel w 27 1/2"x h 42 1/2"
2	106 736 (*)	PARETINA MONO-PANNELLO L.140 x H.108 CLOISONNETTE MONO-PANNEAU L.140 x H.108 single element panel w 55 1/2" x h 42 1/2"
2	106 722 (*)	MONTANTE H.108 MONTANT H.108 joining upright h 42 1/2"
1	106 702 (*)	KIT 12 PIASTRINI REGGI-PIANO KIT 12 PATTES POUR SOUTIEN PLANS set of 12 top-holder plates
2	106 825 (*)	FIANCO SOTTOPIANO PER PARETINE Panneau sous-plans pour cloisonnettes undertop side panel for partition
1	132 949 (*)	GAMBA CONICA FISSA PIED CONIQUE FIXE conical leg
2	106 866 (*)	PIANO RECESSION L.140 PLAN RECEPTION L.140 reception top w 55 1/2"
2	106 912 (*)	PORTA-CARTA PORTE-PAPIER paper-holder
2	114 401 (*)	CASSETTIERA SU RUOTE 3 CASSETTI CON SERRATURA CAISSON SUR ROULETTES 3 TIROIRS AVEC SERRURE pedestal on wheels with 3 drawers with lock = INDICARE IL CODICE FINITURA = INDIQUER LE CODE FINITION = complete with finish code



## OXI 15

Q.TÀ Q.TE q.ty	CODICE CODE code	DESCRIZIONE DESCRIPTION description
2	106 358 (*)	TAVOLO RIUNIONE RETTANGOLARE L.260 TABLE REUNION RECTANGULAIRE L.260 meeting tables w 102 1/2" = INDICARE IL CODICE FINITURA = INDIQUER LE CODE FINITION = complete with finish code




# CONTENITORI UNIVERSALI<sup>®</sup> EVO

MEUBLES UNIVERSELS  
UNIVERSAL CABINETS


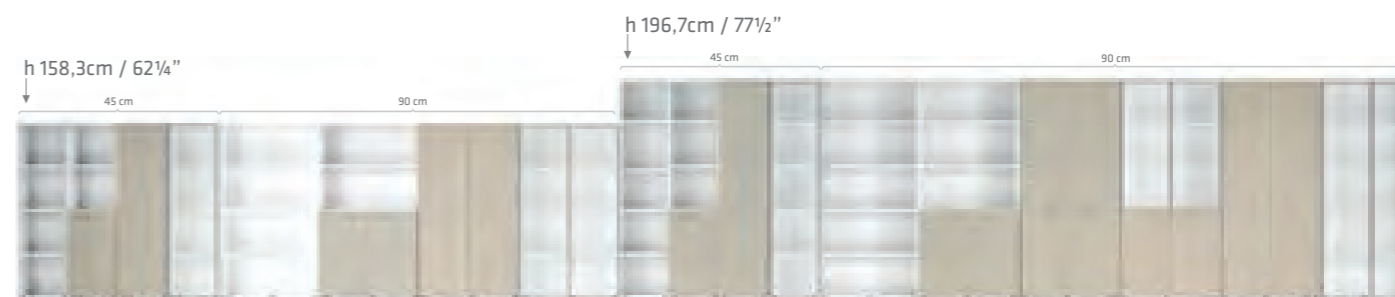

Una serie completa di contenitori che può facilmente essere integrata con l'intera gamma dei nostri prodotti, grazie alla trasversalità delle finiture che permette qualsiasi abbinamento.

Un ensemble complet de meubles à intégrer facilement à notre gamme, grâce à la transversalité des finitions.

A complete set of cabinets to be easily integrated with the full range of our products, thanks to finishings' transversality that allows any combination.



# CLASSIFICATORI CAISSONS CLASSEURS FILE CABINETS



CON 12

Q.TÀ Q.TE q.ty	CODICE CODE code	DESCRIZIONE DESCRIPTION description
1	114 860 (*)	MOBILE MEDIO L.45 CON 1 ANTA LEGNO DX CON SERRATURA (H.158,3) MEUBLE MOYEN L.45 AVEC 1 PORTE PLEINE DX AVEC SERRURE (H.158,3) medium cabinet w. 17¼" with 1 right wooden door with lock (H.62¼")
1	114 861 (*)	MOBILE MEDIO L.45 CON 1 ANTA LEGNO SX CON SERRATURA (H.158,3) MEUBLE MOYEN L.45 AVEC 1 PORTE PLEINE SX AVEC SERRURE (H.158,3) medium cabinet w. 17¼" with 1 left wooden door with lock (H.62¼")
2	114 844 (*)	MOBILE MEDIO L.90 CON 2 CASSETTI CLASSIFICATORI CON SERR. (H.119,8) MEUBLE MOYEN L.90 AVEC 2 TIROIRS-CLASSEURS AVEC SERR. (H.119,8) medium cabinet w. 35½" with 2 file-drawers door with lock (H.47½")
3	114 869 (*)	MOBILE MEDIO L.90 CON 2 ANTE LEGNO CON SERRATURA (H.158,3) MEUBLE MOYEN L.90 AVEC 2 PORTES PLEINES AVEC SERRURE (H.158,3) medium cabinet w. 35½" with 2 wooden doors with lock (H.62¼")
6	114 662 (*)	TOP PER MOBILI L.90 TOP POUR MEUBLES L.90 top for cabinets w. 35½"
2	114 401 (*)	CASSETTIERA SU RUOTE 3 CASSETTI (CON SERRATURA) CAISSON SUR ROULETTES 3 TIROIRS (AVEC SERRURE) 3 drawers pedestal on wheels (with lock)
2	114 956 (*)	CUSCINO PER CASSETTIERE SU RUOTE COUSSIN POUR CAISSONS SUR ROULETTES (OPTIONAL) cushion for pedestals on wheels
(*) = INDICARE IL CODICE FINITURA = INDICUER LE CODE FINITION = complete with finish code		



CON17






CON 21

Q.TA Q.TE q.ty	CODICE CODE code	DESCRIZIONE DESCRIPTION description
4	114 836	MOBILE ALTO A GIORNO L.90 (H.196,7) MEUBLE HAUT OUVERT L.90 (H.196,7) open high cabinet w 35½"
2	114 639	2 CASSETTI CLASSIFICATORI PER MOBILE L.90 2 TIROIRS-DOSSIERS POUR MEUBLES L.90 set of 2 file-drawers for cabinet w 35½"
4	114 897	MOBILE ALTO L.90 CON 2 ANTE 2 VETRO CON SERRATURA (H.196,7) MEUBLE HAUT L.90 AVEC 2 PORTES VITREES AVEC SERRURE (H.196,7) high cabinet w 35½" with 2 glass doors with lock (H.77½")
8	114 662	TOP PER MOBILI L.90 TOP POUR MEUBLE L.90 <b>(OPTIONAL)</b> top for cabinets w 35½"
1	114 401	CASSETTIERA SU RUOTE 3 CASSETTI (CON SERRATURA) CAISSON SUR ROULETTES 3 TIROIRS (AVEC SERRURE) 3 drawers pedestal on wheels (with lock)
1	114 956	CUSCINO PER CASSETTIERE SU RUOTE COUSSIN POUR CAISSONS SUR ROULETTES <b>(OPTIONAL)</b> cushion for pedestals on wheels
		= INDICARE IL CODICE FINITURA = INDICUER LE CODE FINITION = complete with finish code



CON 22

Q.TA Q.TE q.ty	CODICE CODE code	DESCRIZIONE DESCRIPTION description
1	114 771	MOBILE ALTO L.45 CON 1 ANTA LEGNO DX CON SERRATURA (H.235) MEUBLE HAUT L.45 AVEC 1 PORTE PLEINE DX AVEC SERRURE (H.235) high cabinet w 17½" with 1 right wooden door with lock (H.92½")
1	114 772	MOBILE ALTO L.45 CON 1 ANTA LEGNO SX CON SERRATURA (H.235) MEUBLE HAUT L.45 AVEC 1 PORTE PLEINE SX AVEC SERRURE (H.235) high cabinet w 17½" with 1 left wooden door with lock (H.92½")
3	114 741	MOBILE ALTO A GIORNO L.45 (H.235) MEUBLE HAUT OUVERT L.45 (H.235) open high cabinet w 17½" (H.92½")
3	114 552	1 ANTA BASSA DX O SX SENZA SERRATURA (REVERSIBILE) 1 PORTE BASSE PLEINE DX OU SX SANS SERRURE (REVERSIBLE) 1 low wooden door without lock (reversible)
1	114 665	TOP PER MOBILI L.225 TOP POUR MEUBLES L.225 <b>(OPTIONAL)</b> top for cabinets w 88½"
		= INDICARE IL CODICE FINITURA = INDICUER LE CODE FINITION = complete with finish code



### CON 30

Q.TA Q.TE q.ty	CODICE CODE code	DESCRIZIONE DESCRIPTION description
3	114 789 (*)	MOBILE ALTO L.90 CON 2 ANTE LEGNO CON SERRATURA (H.260) MEUBLE HAUT L.90 AVEC 2 PORTE PLEINES AVEC SERRURE (H.260) high cabinet w 35½" with 2 wooden doors with lock (H.102½")
1	114 787 (*)	MOBILE ALTO L.90 CON 2 ANTE BASSE LEGNO CON SERRATURA (H.260) MEUBLE HAUT L.90 AVEC 2 PORTES BASSES PLEINES AVEC SERRURE (H.260) high cabinet w 35½" with 2 low wooden doors with lock (H.102½")
1	114 660 (*)	TOP PER MOBILI L.45 (OPTIONAL) TOP POUR MEUBLES L.45 top for cabinets w 17¾"
4	114 662 (*)	TOP PER MOBILI L.90 (OPTIONAL) TOP POUR MEUBLES L.90 top for cabinets w 35½"

(\*) = INDICARE IL CODICE FINITURA  
= INDIQUER LE CODE FINITION  
= complete with finish code



### CON 20

Q.TA Q.TE q.ty	CODICE CODE code	DESCRIZIONE DESCRIPTION description
2	114 895 (*)	MOBILE ALTO L.90 CON 2 ANTE LEGNO CON SERRATURA (H.196,7) MEUBLE HAUT L.90 AVEC 2 PORTES PLEINES AVEC SERRURE (H.196,7) high cabinet w 35½" with 2 wooden doors with lock (H.77½")
1	114 897 (*)	MOBILE ALTO L.90 CON 2 ANTE VETRO CON SERRATURA (H.196,7) MEUBLE HAUT L.90 AVEC 2 PORTES VITREES AVEC SERRURE (H.196,7) high cabinet w 35½" with 2 glass doors with lock (H.77½")
1	114 666 (*)	TOP PER MOBILI L.270 (OPTIONAL) TOP POUR MEUBLES L.270 top for cabinets w 106½"

(\*) = INDICARE IL CODICE FINITURA  
= INDIQUER LE CODE FINITION  
= complete with finish code










### CON 11

Q.TA Q.TE q.ty	CODICE CODE code	DESCRIZIONE DESCRIPTION description
8	114 826	(*) MOBILE ALTO A GIORNO L.45 (H.196,7) MEUBLE HAUT OUVERT L.45 (H.196,7) open high cabinet w 17%* (H.77 1/2")
4	114 586	(*) 1 ANTA BASSA DX O SX SENZA SERRATURA (REVERSIBILE) 1 PORTE BASSE PLEINE DX OU SX SANS SERRURE (REVERSIBLE) 1 low wooden door without lock (reversible)
4	114 662	(*) TOP PER MOBILI L.90 TOP POUR MEUBLE L.90 top for cabinets w 35%* <b>(OPTIONAL)</b>
9	114 826	(*) MOBILE ALTO A GIORNO L.45 (H.196,7) MEUBLE HAUT OUVERT L.45 (H.196,7) open high cabinet w 17%* (H.77 1/2")
4	114 586	(*) 1 ANTA BASSA DX O SX SENZA SERRATURA (REVERSIBILE) 1 PORTE BASSE PLEINE DX OU SX SANS SERRURE (REVERSIBLE) 1 low wooden door without lock (reversible)
1	114 660	(*) TOP PER MOBILI L.45 TOP POUR MEUBLE L.45 top for cabinets w 17%* <b>(OPTIONAL)</b>
4	114 662	(*) TOP PER MOBILI L.90 TOP POUR MEUBLE L.90 top for cabinets w 35%* <b>(OPTIONAL)</b>
(*) = INDICARE IL CODICE FINITURA = INDIQUER LE CODE FINITION = complete with finish code		



### CON 02

Q.TA Q.TE q.ty	CODICE CODE code	DESCRIZIONE DESCRIPTION description
1	114 775	(*) MOBILE ALTO L.90 CON 4 ANTE LEGNO CON SERRATURE (H.235) MEUBLE HAUT L.90 AVEC 4 PORTES PLEINES AVEC SERRURES (H.235) high cabinet w 35%* with 4 wooden doors with locks (H.92 1/2")
1	114 778	(*) MOBILE ALTO L.90 CON 2 ANTE LEGNO E 2 ANTE VETRO CON SERRATURE (H.235) MEUBLE HAUT L.90 AVEC 2 PORTES PLEINES ET 2 PORTES VITREES AVEC SERRURES high cabinet w 35%* with 2 wooden doors and 2 glass doors with locks (H.92 1/2")
2	114 779	(*) MOBILE ALTO L.90 CON 2 ANTE LEGNO CON SERRATURA (H.235) MEUBLE HAUT L.90 AVEC 2 PORTES PLEINES AVEC SERRURE (H.235) high cabinet w 35%* with 2 wooden doors with lock (H.92 1/2")
2	114 664	(*) TOP PER MOBILI L.180 TOP POUR MEUBLE L.180 top for cabinets w 71%* <b>(OPTIONAL)</b>
1	114 770	(*) MOBILE ALTO L.45 CON 1 ANTA LEGNO+1 ANTA VETRO CON SERRATURE (H.235) MEUBLE HAUT L.45 AVEC 1 PORTE PLEINE+1 PORTE VITREE AVEC SERRURE (H.235) high cabinet w 17%* with 1 wooden door+1 glass door with locks (H.92 1/2")
3	114 746	(*) MOBILE ALTO A GIORNO L.90 (H.235) MEUBLE HAUT OUVERT L.90 (H.235) open high cabinet w 35%* (H.92 1/2")
1	114 761	(*) MOBILE ALTO L.45 CON 1 ANTA BASSA LEGNO DX CON SERRATURA (H.235) MEUBLE HAUT L.45 AVEC 1 PORTE BASSE PLEINE DX AVEC SERRURE (H.235) high cabinet w 17%* with 1 right low wooden door with lock (H.92 1/2")
1	114 762	(*) MOBILE ALTO L.45 CON 1 ANTA BASSA LEGNO SX CON SERRATURA (H.235) MEUBLE HAUT L.45 AVEC 1 PORTE BASSE PLEINE SX AVEC SERRURE (H.235) high cabinet w 17%* with 1 left low wooden door with lock (H.92 1/2")
1	114 775	(*) MOBILE ALTO L.90 CON 4 ANTE LEGNO CON SERRATURE (H.235) MEUBLE HAUT L.90 AVEC 4 PORTES PLEINES AVEC SERRURE (H.235) high cabinet w 35%* with 4 wooden doors with locks (H.92 1/2")
1	114 665	(*) TOP PER MOBILI L.225 TOP POUR MEUBLES L.225 top for cabinets <b>(OPTIONAL)</b>
1	114 666	(*) TOP PER MOBILI L.270 TOP POUR MEUBLES L.270 top for cabinets w 106 1/2%* <b>(OPTIONAL)</b>
4	114 819	(*) MOBILE MEDIO A GIORNO L.90 (PROF.35 X H.119,8) MEUBLE MOYEN OUVERT L.90 (PROF.35 X H.119,8) open medium cabinet w 35%* (deep 13 1/4" X H.47 1/4")
4	114 672	(*) TOP PER MOBILI L.90 x p.35 TOP POUR MEUBLES L.90 x p.35 top for cabinets w 35%* x d 13 1/4" = INDICARE IL CODICE FINITURA = INDIQUER LE CODE FINITION = complete with finish code



L'importanza di presentarsi, bene.

NICE è il nuovo sistema di ricevimento concepito per non passare inosservato. NICE accoglie, e lo fa nel migliore dei modi: con l'eleganza dei suoi vetri retro-laccati; con la raffinatezza delle sue finiture, lucide e opache; con i frontali in vetro satinato retro-illuminato che segnano e orientano lo spazio di accoglienza; con la funzionalità degli elementi di contenimento, che diventano parte integrante di un design ricercato. Segni luminosi, materiali a contrasto sapientemente miscelati, linee perfettamente razionali.

The importance of introducing oneself, well.

NICE is the new reception system designed for not passing unnoticed. Nice welcomes and it does so in the best way: with the elegance of its rear lacquered glass; with the sophistication of its finishing, shiny and matt; with the frontal faces in back lighted satinized glass that mark and orient the reception area; with the functionality of holding elements that become integral part of a sophisticated design. Bright signs, materials in contrast wisely mixed, lines perfectly rational. NICE, very nice!

L'importance de savoir se présenter.

NICE est le nouveau modèle de réception conçu pour ne pas passer inaperçu. Nice accueille et le fait bien, avec l'élégance de ses vitres rétro-laqués, avec la finesse de ses finitions polis et mats, avec ses façades en verre satiné rétro-éclairé qui donnent luminosité à l'espace reception, avec la foctionnalité de ses meubles conteneurs qui deviennent partie intégrante d'un design recheché. Matériaux soigneusement mélangés,

## MENSOLE | TABLETTES RECEPTION | SHELVES



Cristallo / Verre / Glass

## SCHIENE | VOILES DE FOND | MODESTY PANELS




Modulo basso / Élément bas / Low module

Modulo alto / Élément haut / High module

## NIC 01

Q.TÀ Q.TE q.ty	CODICE CODE code	DESCRIZIONE DESCRIPTION description
1	115 337 (*)	MODULO BASE LINEARE CON 2 FASCE LEGNO L.180 MODULE BASE LINEAIRE AVEC 2 BANDES EN BOIS L.180 linear base module with 2 wooden bands w 71"
1	115 353 (*)	FASCIA SUPERIORE RETROILLUMINATA A LED L.180 BANDE SUPERIEURE RETRO-ECLAIRE AVEC LED L.180 upper band (back led lighting) w 71"
1	115 345 (*)	MENSOLA VETRO RETRO-LACCATO NERO O SATINATO L.180 ETAGERE EN VERRE LAQUE NOIR OU SATINE L.180 glass shelf rear-lacquered black or satine w 71"
1	115 424 (*)	MODULO BASE ANGOLARE CON 2 FASCE LEGNO L.185,1xp.150,1 DX MODULE BASE ANGULAIRE AVEC 2 BANDES EN BOIS L.185,1xp.150,1 DX right angular base module with 2 wooden bands w 73" x d 59¼"
1	115 425 (*)	MODULO BASE ANGOLARE CON 2 FASCE LEGNO L.185,1xp.150,1 SX MODULE BASE ANGULAIRE AVEC 2 BANDES EN BOIS L.185,1xp.150,1 SX left angular base module with 2 wooden bands w 73" x d 59¼"
2	115 433 (*)	COPPIA FASCE SUPERIORI RETROILLUMINATE A LED PER MODULO BASE ANGOLARE L.185,1xp.150,1 PAIRES BANDES SUPERIEURSE RETRO-ECLAIRES POUR MODULE BASE ANGULAIRE L.185,1xp.150,1 set of 2 upper bands (back led lighting) for angular base module w 73" x d 59¼"
1	115 429 (*)	MENSOLA ANGOLARE VETRO RETRO-LACCATO NERO O SATINATO DX ETAGERE ANGULAIRE EN VERRE LAQUE NOIR OU SATINE DX right angular glass shelf rear-lacquered black or satine
1	115 430 (*)	MENSOLA ANGOLARE VETRO RETRO-LACCATO NERO O SATINATO SX ETAGERE ANGULAIRE EN VERRE LAQUE NOIR OU SATINE SX left angular glass shelf rear-lacquered black or satine
2	115 435 (*)	FIANCO SOTTOPIANO CENTRALE PANNEAU SOUS-PLAN CENTRAL central undertop panel
1	115 437 (*)	FIANCONE TERMINALE DX PANNEAU TERMINAL DX right end panel
1	115 438 (*)	FIANCONE TERMINALE SX PANNEAU TERMINAL SX left end panel
1	115 462 (*)	ACCENSIONE CENTRALIZZATA SOTTOPIANO (PER MAX 5 LAMPADE A LED) ALIMENTATION CENTRALISEE SOUS PLAN (POUR MAXIMUM 5 LAMPES LED) undertop power centralized kit (for max. 5 led lamps)

(\*) = INDICARE IL CODICE FINITURA  
= INDIQUER LE CODE FINITION  
= complete with finish code



### NIC 07

Q.TA Q.TE q.ty	CODICE CODE code	DESCRIZIONE DESCRIPTION description
1	115 332 (*)	MODULO BASE LINEARE CON 3 FASCE LEGNO L.180 MODULE BASE LINEAIRE AVEC 3 BANDES EN BOIS L.180 linear base module with 3 wooden bands w 71"
1	115 345 (*)	MENSOLA VETRO RETRO-LACCATO NERO O SATINATO L.180 ETAGERE EN VERRE LAQUE NOIR OU SATINE L.180 glass shelf rear-lacquered black or satine w 71"
1	115 422 (*)	MODULO BASE ANGOLARE CON 3 FASCE LEGNO L.185,1xp.150,1 SX MODULE BASE ANGULAIRE AVEC 3 BANDES EN BOIS L.185,1xp.150,1 SX left angular base module with 3 wooden bands w 73" x d 59 1/2"
1	115 430 (*)	MENSOLA ANGOLARE VETRO RETRO-LACCATO NERO O SATINATO SX ETAGERE ANGULAIRE EN VERRE LAQUE NOIR OU SATINE SX left angular glass shelf rear-lacquered black or satine
1	115 438 (*)	FIANCONE TERMINALE SX PANNEAU TERMINAL SX left end panel
2	115 474 (*)	STORAGE STANDARD CON CASSETTO ESTRAIBILE CON SERRATURA STORAGE AVEC 1 TIPOIR AVEC SERRURE standard storage with 1 pull-out drawer with lock
2	115 487 (*)	TOP LEGNO PER STORAGE TOP EN BOIS POUR STORAGE wooden top for storage
2	115 957 (*)	MOBILE MEDIO L.90 CON 2 ANTE LEGNO CON SERRATURA MEUBLE MOYEN L.90 AVEC 2 PORTES EN BOIS AVEC SERRURE medium cabinet w 35 1/2" with 2 wooden doors with lock
1	115 965 (*)	TOP L.183,8 TOP L.183,8 top w 72 1/2"
1	115 969 (*)	COPPIA FIANCHI FINALI MEDI SET 2 COTES FINALS MOYENS set of 2 final sides panels

(\*) = INDICARE IL CODICE FINITURA  
= INDIQUER LE CODE FINITION  
= complete with finish code



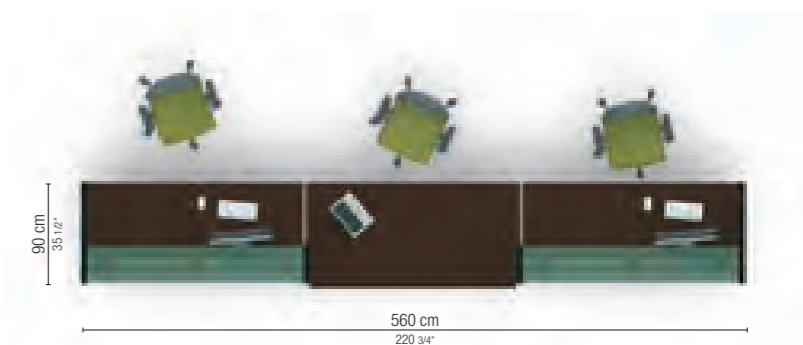
NIC 08



### NIC 15

Q.TA Q.TE q.ty	CODICE CODE code	DESCRIZIONE DESCRIPTION description
2	115 332 (*)	MODULO BASE LINEARE CON 3 FASCE LEGNO L.180 MODULE BASE LINEAIRE AVEC 3 BANDES EN BOIS L.180 linear base module with 3 wooden bands w 71"
2	115 345 (*)	MENSOLA VETRO RETRO-LACCATO NERO O SATINATO L.180 ETAGERE EN VERRE LAQUE NOIR OU SATINE L.180 glass shelf rear-lacquered black or satine w 71"
1	115 358 (*)	MODULO CONVERSAZIONE CENTRALE L.180 MODULE CONVERSATION CENTRAL L.180 central conversation module w 71"
1	115 437 (*)	FIANCONE TERMINALE DX PANNEAU TERMINAL DX right end panel
1	115 438 (*)	FIANCONE TERMINALE SX PANNEAU TERMINAL SX left end panel
2	115 439 (*)	FIANCONE SAGOMATO CENTRALE PER MODULO CONVERSAZIONE PANNEAU FAÇONNE CENTRAL POUR MODULE CONVERSATION shaped central panel for conversation module


(\*) = INDICARE IL CODICE FINITURA  
= INDIQUER LE CODE FINITION  
= complete with finish code





NIC 17


Q.TÀ Q.TE q.ty	CODICE CODE code	DESCRIZIONE DESCRIPTION description
2	115 337 (*)	MODULO BASE LINEARE CON 2 FASCE LEGNO L.180 MODULE BASE LINEAIRE AVEC 2 BANDES EN BOIS L.180 linear base module with 2 wooden bands w 71"
2	115 353 (*)	FASCIA SUPERIORE RETROILLUMINATA A LED L.180 BANDE SUPERIEURE RETRO-ECLAIRE AVEC LED L.180 upper band (back led lighting) w 71"
2	115 345 (*)	MENSOLA VETRO RETRO-LACCATO NERO O SATINATO L.180 ETAGERE EN VERRE LAQUE NOIR OU SATINE L.180 glass shelf rear-lacquered black or satine w 71"
3	115 474 (*)	STORAGE STANDARD CON CASSETTO ESTRAIBILE CON SERRATURA STORAGE AVEC 1 TIROIR AVEC SERRURE standard storage with 1 pull-out drawer with lock
3	115 487 (*)	TOP LEGNO PER STORAGE TOP EN BOIS POUR STORAGE wooden top for storage
1	115 462 (*)	ACCENSIONE CENTRALIZZATA SOTTOPIANO (PER MAX 5 LAMPAD E A LED) ALIMENTATION CENTRALISEE SOUS PLAN (POUR MAXIMUM 5 LAMPES LED) undertop power centralized kit (for max. 5 led lamps)
(*) = INDICARE IL CODICE FINITURA = INDIQUER LE CODE FINITION = complete with finish code		



NIC 03

Q.TÀ Q.TE q.ty	CODICE CODE code	DESCRIZIONE DESCRIPTION description
1	115 337 (*)	MODULO BASE LINEARE CON 2 FASCE LEGNO L.180 MODULE BASE LINEAIRE AVEC 2 BANDES EN BOIS L.180 linear base module with 2 wooden bands w 71"
1	115 353 (*)	FASCIA SUPERIORE RETROILLUMINATA A LED L.180 BANDE SUPERIEURE RETRO-ECLAIRE AVEC LED L.180 upper band (back led lighting) w 71"
1	115 345 (*)	MENSOLA VETRO RETRO-LACCATO NERO O SATINATO L.180 ETAGERE EN VERRE LAQUE NOIR OU SATINE L.180 glass shelf rear-lacquered black or satine w 71"
1	115 424 (*)	MODULO BASE ANGOLARE CON 2 FASCE LEGNO L.185,1xp.150,1 DX MODULE BASE ANGULAIRE AVEC 2 BANDES EN BOIS L.185,1xp.150,1 DX right angular base module with 2 wooden bands w 73" x d 59 1/4"
1	115 425 (*)	MODULO BASE ANGOLARE CON 2 FASCE LEGNO L.185,1xp.150,1 SX MODULE BASE ANGULAIRE AVEC 2 BANDES EN BOIS L.185,1xp.150,1 SX left angular base module with 2 wooden bands w 73" x d 59 1/4"
2	115 433 (*)	COPPIA FASCE SUPERIORI RETROILLUMINATE A LED PER MODULO BASE ANGOLARE L.185,1xp.150,1 PAIRES BANDES SUPERIEURE RETRO-ECLAIRES POUR MODULE BASE ANGULAIRE L.185,1xp.150,1 set of 2 upper bands (back led lighting) for angular base module w 73" x d 59 1/4"
1	115 429 (*)	MENSOLA ANGOLARE VETRO RETRO-LACCATO NERO O SATINATO DX ETAGERE ANGULAIRE EN VERRE LAQUE NOIR OU SATINE DX right angular glass shelf rear-lacquered black or satine
1	115 430 (*)	MENSOLA ANGOLARE VETRO RETRO-LACCATO NERO O SATINATO SX ETAGERE ANGULAIRE EN VERRE LAQUE NOIR OU SATINE SX left angular glass shelf rear-lacquered black or satine
2	115 435 (*)	FIANCO SOTTOPIANO CENTRALE Panneau sous-plan central central undertop panel
1	115 437 (*)	FIANCO TERMINALE DX Panneau terminal dx right end panel


1	115 438 (*)	FIANCO TERMINALE SX Panneau terminal sx left end panel
2	115 792 (*)	CASSETTIERA 2 CASSETTI SU RUOTE (CON 1 PORTA-CANCELLERIA INTERNO) CAISSON 2 TIROIRS SUR ROULETTES (AVEC 1 TIROIR INTERNE PORTE- PAPERIE) 2 drawers pedestal on wheels (with 1 internal stationary tray)
1	115 462 (*)	ACCENSIONE CENTRALIZZATA SOTTOPIANO (PER MAX 5 LAMPAD E A LED) ALIMENTATION CENTRALISEE SOUS PLAN (POUR MAXIMUM 5 LAMPES LED) undertop power centralized kit (for max. 5 led lamps)
(*) = INDICARE IL CODICE FINITURA = INDIQUER LE CODE FINITION = complete with finish code		





## NIC 06

Q.TA Q.TE q.ty	CODICE CODE code	DESCRIZIONE DESCRIPTION description
3	115 332 (*)	MODULO BASE LINEARE CON 3 FASCE LEGNO L.180 MODULE BASE LINEAIRE AVEC 3 BANDES EN BOIS L.180 linear base module with 3 wooden bands w 71"
3	115 345 (*)	MENSOLA VETRO RETRO-LACCATO BIANCO EXTRA L.180 ETAGERE EN VERRE LAQUE BLANC EXTRA L.180 glass shelf rear-lacquered extra white w 71"
2	115 421 (*)	MODULO BASE ANGOLARE CON 3 FASCE LEGNO L.185,1xp.150,1 DX MODULE BASE ANGULAIRE AVEC 3 BANDES EN BOIS L.185,1xp.150,1 DX right angular base module with 3 wooden bands w 73" x d 59 1/4"
2	115 422 (*)	MODULO BASE ANGOLARE CON 3 FASCE LEGNO L.185,1xp.150,1 SX MODULE BASE ANGULAIRE AVEC 3 BANDES EN BOIS L.185,1xp.150,1 SX left angular base module with 3 wooden bands w 73" x d 59 1/4"
2	115 429 (*)	MENSOLA ANGOLARE VETRO RETRO-LACCATO BIANCO EXTRA DX ETAGERE ANGULAIRE EN VERRE LAQUE BLANC EXTRA DX right angular glass shelf rear-lacquered extra white
2	115 430 (*)	MENSOLA ANGOLARE VETRO RETRO-LACCATO BIANCO EXTRA SX ETAGERE ANGULAIRE EN VERRE LAQUE BLANC EXTRA SX left angular glass shelf rear-lacquered extra white
6	115 435 (*)	FIANCO SOTTOPIANO CENTRALE PANNEAU SOUS-PLAN CENTRAL central undertop panel
1	115 437 (*)	FIANCONTE TERMINALE DX PANNEAU TERMINAL DX right end panel
1	115 438 (*)	FIANCONTE TERMINALE SX PANNEAU TERMINAL SX left end panel
4	115 792 (*)	CASSETTIERA 2 CASSETTI SU RUOTE (CON 1 PORTA-CANCELLERIA INTERNO) CAISSON 2 TIROIRS SUR ROULETTES (AVEC 1 TIROIR INTERNE PORTE-PAPETERIE) 2 drawers pedestal on wheels (with 1 internal stationary tray) = INDICARE IL CODICE FINITURA = INDIQUER LE CODE FINITION = complete with finish code



## NIC 09

Q.TA Q.TE q.ty	CODICE CODE code	DESCRIZIONE DESCRIPTION description
3	115 332 (*)	MODULO BASE LINEARE CON 3 FASCE LEGNO L.180 MODULE BASE LINEAIRE AVEC 3 BANDES EN BOIS L.180 linear base module with 3 wooden bands w 71"
3	115 345 (*)	MENSOLA VETRO RETRO-LACCATO NERO O SATINATO L.180 ETAGERE EN VERRE LAQUE NOIR OU SATINE L.180 glass shelf rear-lacquered black or satine w 71"
2	115 421 (*)	MODULO BASE ANGOLARE CON 3 FASCE LEGNO L.185,1xp.150,1 DX MODULE BASE ANGULAIRE AVEC 3 BANDES EN BOIS L.185,1xp.150,1 DX right angular base module with 3 wooden bands w 73" x d 59 1/4"
2	115 422 (*)	MODULO BASE ANGOLARE CON 3 FASCE LEGNO L.185,1xp.150,1 SX MODULE BASE ANGULAIRE AVEC 3 BANDES EN BOIS L.185,1xp.150,1 SX left angular base module with 3 wooden bands w 73" x d 59 1/4"
2	115 429 (*)	MENSOLA ANGOLARE VETRO RETRO-LACCATO NERO O SATINATO DX ETAGERE ANGULAIRE EN VERRE LAQUE NOIR OU SATINE DX right angular glass shelf rear-lacquered black or satine
2	115 430 (*)	MENSOLA ANGOLARE VETRO RETRO-LACCATO NERO O SATINATO SX ETAGERE ANGULAIRE EN VERRE LAQUE NOIR OU SATINE SX left angular glass shelf rear-lacquered black or satine
6	115 435 (*)	FIANCO SOTTOPIANO CENTRALE PANNEAU SOUS-PLAN CENTRAL central undertop panel
1	115 437 (*)	FIANCONTE TERMINALE DX PANNEAU TERMINAL DX right end panel
1	115 438 (*)	FIANCONTE TERMINALE SX PANNEAU TERMINAL SX left end panel
4	115 792 (*)	CASSETTIERA 2 CASSETTI SU RUOTE (CON 1 PORTA-CANCELLERIA INTERNO) CAISSON 2 TIROIRS SUR ROULETTES (AVEC 1 TIROIR INTERNE PORTE-PAPETERIE) 2 drawers pedestal on wheels (with 1 internal stationary tray) = INDICARE IL CODICE FINITURA = INDIQUER LE CODE FINITION = complete with finish code



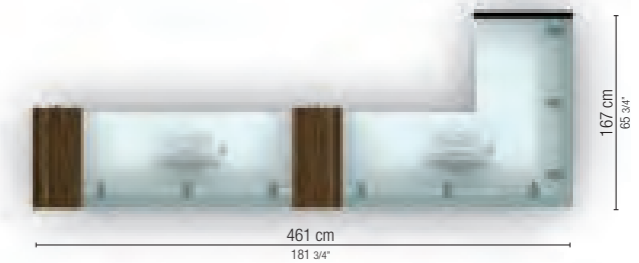


NIC 19

**NIC 18**

Q.TÀ Q.TE q.ty	CODICE CODE code	DESCRIZIONE DESCRIPTION description
1	115 332 (*)	MODULO BASE LINEARE CON 3 FASCE LEGNO L.180 MODULE BASE LINEAIRE AVEC 3 BANDES EN BOIS L.180 linear base module with 3 wooden bands w 71"
1	115 345 (*)	MENSOLA VETRO RETRO-LACCATO NERO O SATINATO L.180 ETAGERE EN VERRE LAQUE NOIR OU SATINE L.180 glass shelf rear-lacquered black or satine w 71"
1	115 422 (*)	MODULO BASE ANGOLARE CON 3 FASCE LEGNO L.185,1xp.150,1 SX MODULE BASE ANGULAIRE AVEC 3 BANDES EN BOIS L.185,1xp.150,1 SX left angular base module with 3 wooden bands w 73" x d 59 1/2"
1	115 430 (*)	MENSOLA ANGOLARE VETRO RETRO-LACCATO NERO O SATINATO SX ETAGERE ANGULAIRE EN VERRE LAQUE NOIR OU SATINE SX left angular glass shelf rear-lacquered black or satine
1	115 438 (*)	FIANCONE TERMINALE SX PANNEAU TERMINAL SX left end panel
2	115 474 (*)	STORAGE STANDARD CON CASSETTO ESTRAIBILE CON SERRATURA STORAGE AVEC 1 TIROIR AVEC SERRURE standard storage with 1 pull-out drawer with lock
2	115 487 (*)	TOP LEGNO PER STORAGE TOP EN BOIS POUR STORAGE wooden top for storage

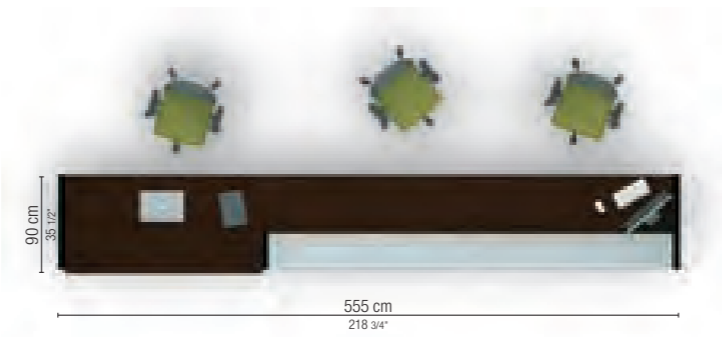
(\*) = INDICARE IL CODICE FINITURA  
= INDIQUER LE CODE FINITION  
= complete with finish code



**NIC 13**

Q.TÀ Q.TE q.ty	CODICE CODE code	DESCRIZIONE DESCRIPTION description
2	115 332 (*)	MODULO BASE LINEARE CON 3 FASCE LEGNO L.180 MODULE BASE LINEAIRE AVEC 3 BANDES EN BOIS L.180 linear base module with 3 wooden bands w 71"
2	115 345 (*)	MENSOLA VETRO RETRO-LACCATO NERO O SATINATO L.180 ETAGERE EN VERRE LAQUE NOIR OU SATINE L.180 glass shelf rear-lacquered black or satine w 71"
1	115 361 (*)	MODULO CONVERSAZIONE TERMINALE DX L.180 MODULE CONVERSATION TERMINALE DX L.180 right terminal conversation module w 71"
1	115 435 (*)	FIANCO SOTTOPIANO CENTRALE PANNEAU SOUS-PLAN CENTRAL central undertop panel
1	115 438 (*)	FIANCONE TERMINALE SX PANNEAU TERMINAL SX left end panel
1	115 439 (*)	FIANCONE SAGOMATO CENTRALE PER MODULO CONVERSAZIONE PANNEAU FAÇONNE CENTRAL POUR MODULE CONVERSATION shaped central panel for conversation module
1	115 440 (*)	FIANCO DX PER MODULO CONVERSAZIONE TERMINALE PANNEAU DX POUR MODULE CONVERSATION TERMINAL right panel for terminal conversation module

(\*) = INDICARE IL CODICE FINITURA  
= INDIQUER LE CODE FINITION  
= complete with finish code



NIC 14




### NIC 12

Q.TA Q.TE q.ty	CODICE CODE code	DESCRIZIONE DESCRIPTION description
1	115 332 (*)	MODULO BASE LINEARE CON 3 FASCE LEGNO L.180 MODULE BASE LINEAIRE AVEC 3 BANDES EN BOIS L.180 linear base module with 3 wooden bands w 71"
1	115 345 (*)	MENSOLA VETRO RETRO-LACCATO NERO O SATINATO L.180 ETAGERE EN VERRE LAQUE NOIR OU SATINE L.180 glass shelf rear-lacquered black or satine w 71"
1	115 421 (*)	MODULO BASE ANGOLARE CON 3 FASCE LEGNO L.185,1xp.150,1 DX MODULE BASE ANGULAIRE AVEC 3 BANDES EN BOIS L.185,1xp.150,1 DX right angular base module with 3 wooden bands w 73" x d 59 1/4"
1	115 422 (*)	MODULO BASE ANGOLARE CON 3 FASCE LEGNO L.185,1xp.150,1 SX MODULE BASE ANGULAIRE AVEC 3 BANDES EN BOIS L.185,1xp.150,1 SX left angular base module with 3 wooden bands w 73" x d 59 1/4"
1	115 429 (*)	MENSOLA ANGOLARE VETRO RETRO-LACCATO NERO O SATINATO DX ETAGERE ANGULAIRE EN VERRE LAQUE NOIR OU SATINE DX right angular glass shelf rear-lacquered black or satine
1	115 430 (*)	MENSOLA ANGOLARE VETRO RETRO-LACCATO NERO O SATINATO SX ETAGERE ANGULAIRE EN VERRE LAQUE NOIR OU SATINE SX left angular glass shelf rear-lacquered black or satine
1	115 437 (*)	FIANCONE TERMINALE DX PANNEAU TERMINAL DX right end panel
1	115 438 (*)	FIANCONE TERMINALE SX PANNEAU TERMINAL SX left end panel
2	115 474 (*)	STORAGE STANDARD CON CASSETTO ESTRAIBILE CON SERRATURA STORAGE AVEC 1 TIPOIR AVEC SERRURE standard storage with 1 pull-out drawer with lock
2	115 487 (*)	TOP LEGNO PER STORAGE TOP EN BOIS POUR STORAGE wooden top for storage

(\*) = INDICARE IL CODICE FINITURA  
= INDIQUER LE CODE FINITION  
= complete with finish code




NIC 11



### NIC 10

Q.TA Q.TE q.ty	CODICE CODE code	DESCRIZIONE DESCRIPTION description
3	115 332 (*)	MODULO BASE LINEARE CON 3 FASCE LEGNO L.180 MODULE BASE LINEAIRE AVEC 3 BANDES EN BOIS L.180 linear base module with 3 wooden bands w 71"
3	115 345 (*)	MENSOLA VETRO RETRO-LACCATO NERO O SATINATO L.180 ETAGERE EN VERRE LAQUE NOIR OU SATINE L.180 glass shelf rear-lacquered black or satine w 71"
2	115 421 (*)	MODULO BASE ANGOLARE CON 3 FASCE LEGNO L.185,1xp.150,1 DX MODULE BASE ANGULAIRE AVEC 3 BANDES EN BOIS L.185,1xp.150,1 DX right angular base module with 3 wooden bands w 73" x d 59 1/4"
2	115 422 (*)	MODULO BASE ANGOLARE CON 3 FASCE LEGNO L.185,1xp.150,1 SX MODULE BASE ANGULAIRE AVEC 3 BANDES EN BOIS L.185,1xp.150,1 SX left angular base module with 3 wooden bands w 73" x d 59 1/4"
2	115 429 (*)	MENSOLA ANGOLARE VETRO RETRO-LACCATO NERO O SATINATO DX ETAGERE ANGULAIRE EN VERRE LAQUE NOIR OU SATINE DX right angular glass shelf rear-lacquered black or satine
2	115 430 (*)	MENSOLA ANGOLARE VETRO RETRO-LACCATO NERO O SATINATO SX ETAGERE ANGULAIRE EN VERRE LAQUE NOIR OU SATINE SX left angular glass shelf rear-lacquered black or satine
6	115 435 (*)	FIANCO SOTTOPIANO CENTRALE PANNEAU SOUS-PLAN CENTRAL central undertop panel
1	115 437 (*)	FIANCONE TERMINALE DX PANNEAU TERMINAL DX right end panel
1	115 438 (*)	FIANCONE TERMINALE SX PANNEAU TERMINAL SX left end panel

(\*) = INDICARE IL CODICE FINITURA  
= INDIQUER LE CODE FINITION  
= complete with finish code



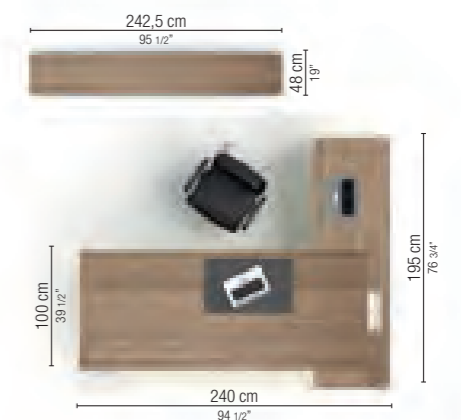
Scrivanie lussuose, arricchite da materiali di prestigio. Forme geometriche essenziali espressione di un design minimalista ma ricco di stile. Piani ad incastro, angoli in sovrapposizione, l'ufficio EOS gioca sul concetto di prestigio svelato da linee e prospettive di forte impatto.

Luxury desks, enriched by the best quality materials. Geometric forms essential expressions of a minimalist but stylish design. Fixed shelves, overlapping corners, the EOS office plays on the concept of prestige revealed by lines and perspectives of strong visual impact.


Bureaux luxueux, formes géométriques simples, design minimaliste mais riche de style. Plateaux et retour superposés, le bureau E.O.S. réunit matériaux de prestige et lignes élégants.

## EOS 01

Q.TA Q.TE q.ty	CODICE CODE code	DESCRIZIONE DESCRIPTION description
1	118 966 (*)	SCRIVANIA DIREZIONALE L.240 CON ALLUNGO SX (CON TOP ACCESS) BUREAU DE DIRECTION L.240 AVEC RALLONGE SX (AVEC TOP ACCESS) executive desk w 94 1/2" with left extension (with top access)
1	118 871 (*)	MONOLITICO L.242,5 x H.144 MEUBLE MONOLITHIQUE L.242,5 x H.144 monolith cabinet w 95 1/2" x h 56 3/4" = INDICARE IL CODICE FINITURA = INDICUER LE CODE FINITION = complete with finish code



### PIANI | PLATEAUX | DESKTOPS



### GAMBE | PIETEMENTS | LEGS



2 fianchi  
2 panneaux latéraux  
2 sides

Fianco ad L.  
Panneau latéral en L.  
1L. Shaped side


Fianco ad L. con allungo  
Panneau latéral en L. avec rallonge  
1L. Shaped side with extension






### EOS 04

Q.TÀ Q.TE q.ty	CODICE CODE code	DESCRIZIONE DESCRIPTION description
1	118 986 (*)	SCRIV. DIREZ. L.240 CON PIANO IN VETRO E ALLUNGO SX (CON TOP ACCESS) BUREAU DE DIRECTION L.240 AVEC RALLONGE SX (AVEC TOP ACCESS) executive desk w 94 1/2" with glazed top and left extension (with top access)
1	118 866 (*)	MONOLITICO L.183,5 x H.55 MEUBLE MONOLITH L.183,5 x H.55 monolith cabinet w 72 1/4" x h 21 3/4" = INDICARE IL CODICE FINITURA = INDIQUER LE CODE FINITION = complete with finish code



### EOS 07

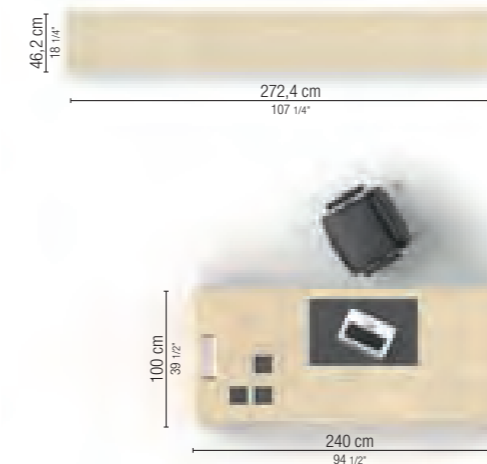
Q.TÀ Q.TE q.ty	CODICE CODE code	DESCRIZIONE DESCRIPTION description
1	118 940 (*)	SCRIVANIA DIREZIONALE L.200 BUREAU DE DIRECTION L.200 executive desk w 78 3/4"
1	118 992 (*)	TAVOLO RIUNIONE RETTANGOLARE L.240 TABLE REUNION RECTANGULAIRE L.240 rectangular meeting table w 94 1/2" = INDICARE IL CODICE FINITURA = INDIQUER LE CODE FINITION = complete with finish code





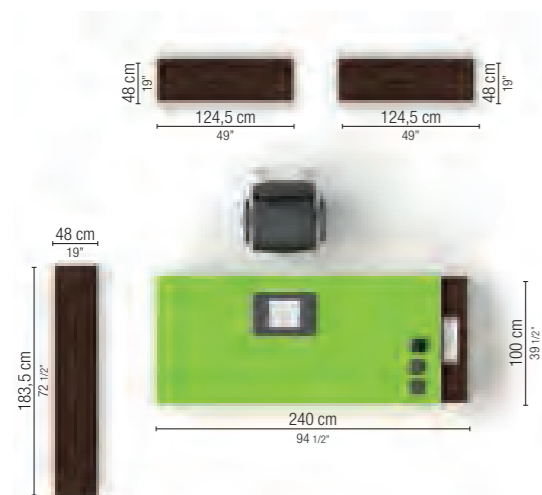
### EOS 09

Q.TA Q.TE q.ty	CODICE CODE code	DESCRIZIONE DESCRIPTION description
1	118 951	(*) SCRIV. DIREZ. L.240 DX CON FIANCO AD "L" (CON TOP ACCESS) BUREAU DE DIRECT. L.240 AVEC 1 PANNEAU LAT. EN "L" DX (AVEC TOP ACCESS) right executive desk w 94 1/2" with L-shape end panel (with top access)
1	118 850	(*) CASSETTIERA 2 CASSETTI SU RUOTE CAISSON AVEC 2 DRAWERS SUR ROULETTES 2 drawers pedestal on wheels
3	118 155	(*) MOBILE MEDIO L.90 CON ANTE VETRO CON SERRATURA MEUBLE MOYEN L.90 AVEC 2 PORTES VITREE + SERRURE medium cabinet w 35 1/2" with glass doors with lock
1	118 186	(*) TOP L.272,4 TOP L.272,4 top w 107 1/4"
1	118 189	(*) COPPIA FIANCHI FINALI MEDI PAIRE DE PANNEAUX LATERAUX MOYENS set of 2 medium final side panels = INDICARE IL CODICE FINITURA = INDIQUER LE CODE FINITION = complete with finish code




### EOS 03

Q.TA Q.TE q.ty	CODICE CODE code	DESCRIZIONE DESCRIPTION description
1	118 979	(*) SCRIVANIA DIREZIONALE. L.240 SX CON PIANO IN VETRO E FIANCO AD "L" (CON TOP ACCESS) BUREAU DE DIRECT. L.240 AVEC 1 PANNEAU LATERAL. EN "L" SX (AVEC TOP ACCESS) left executive desk w 94 1/2" with glazed top and L-shape end panel (with top access)
2	118 867	(*) MONOLITICO L.124,5 x H.100 MEUBLE MONOLITHE L.124,5 x H.100 monolith cabinet w 49" x h 39 1/2"
1	118 873	(*) MONOLITICO L.183,5 x H.189 MEUBLE MONOLITHE L.183,5 x H.189 monolith cabinet w 72 1/2" x h 74 1/2" = INDICARE IL CODICE FINITURA = INDIQUER LE CODE FINITION = complete with finish code




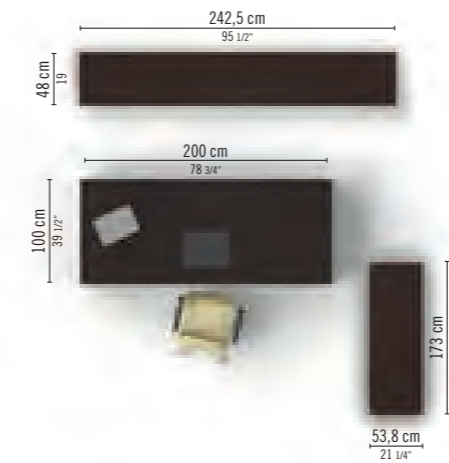
### EOS 08

Q.TA Q.TE q.ty	CODICE CODE code	DESCRIZIONE DESCRIPTION description
1	118 940 (*)	SCRIVANIA DIREZIONALE L.200 BUREAU DE DIRECTION L.200 executive desk w. 78 3/4"
1	118 921 (*)	ALLUNGO COPLANARE DX O SX L.100 RALLONGE COPLANARE DX OU SX L.100 right or left coplanar extension w. 39 1/2"
1	118 851 (*)	MOBILE DI SERVIZIO SU RUOTE L.173 CON SERRATURA MEUBLE DE SERVICE SUR ROULETTES L. 173 AVEC SERRURE desk extension on wheels w. 68 1/4" with lock
1	118 853 (*)	MOBILE DI SERVIZIO SU PIEDINI L.186,5 CON SERRATURA MEUBLE DE SERVICE SUR PATINS L.186,5 AVEC SERRURE desk extension on adjustable feet w. 73 1/2" with lock
1	118 874 (*)	COPPIA ANTE CIECHE SENZA SERRATURA PAIRE PORTES PLEINES SANS SERRURE set of 2 wooden doors without lock = INDICARE IL CODICE FINITURA = INDICUER LE CODE FINITION = complete with finish code



### EOS 12

Q.TA Q.TE q.ty	CODICE CODE code	DESCRIZIONE DESCRIPTION description
1	118 940 (*)	SCRIVANIA DIREZIONALE L.200 BUREAU DE DIRECTION L.200 executive desk w. 78 3/4"
1	118 851 (*)	MOBILE DI SERVIZIO SU RUOTE L.173 CON SERRATURA MEUBLE DE SERVICE SUR ROULETTES L. 173 AVEC SERRURE desk extension on wheels w. 68 1/4" with lock
1	118 874 (*)	COPPIA ANTE CIECHE SENZA SERRATURA PAIRE PORTES PLEINES SANS SERRURE set of 2 wooden doors without lock
1	118 864 (*)	MONOLITICO L.242,5 x H.189 MEUBLE MONOLITHE L.242,5 x H.189 monolith cabinet w. 95 1/2" x h. 56 3/4" = INDICARE IL CODICE FINITURA = INDICUER LE CODE FINITION = complete with finish code



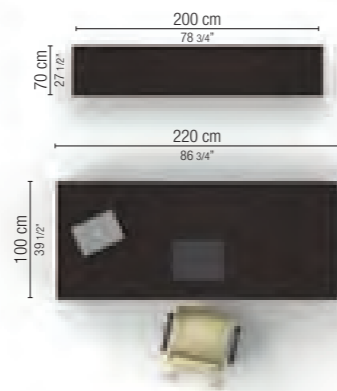
EOS 11



### EOS 14

Q.TA Q.TE q.ty	CODICE CODE code	DESCRIZIONE DESCRIPTION description
1	118 942 (*)	SCRIVANIA DIREZIONALE L.220 BUREAU DE DIRECTION L.220 executive desk w 86 3/4"
1	118 989 (*)	SERVENTE L.200 TABLE DE SERVICE L.200 service table w 78 3/4"

(\*) = INDICARE IL CODICE FINITURA  
= INDIQUER LE CODE FINITION  
= complete with finish code



### EOS 13

Q.TA Q.TE q.ty	CODICE CODE code	DESCRIZIONE DESCRIPTION description
1	118 942 (*)	SCRIVANIA DIREZIONALE L.220 BUREAU DE DIRECTION L.220 executive desk w 86 3/4"
1	118 969 (*)	PENISOLA FRONTALE L.160 CONVIVIALITE FRONTAL L.160 front terminal w 63"
1	118 989 (*)	SERVENTE L.200 TABLE DE SERVICE L.200 service table w 78 3/4"

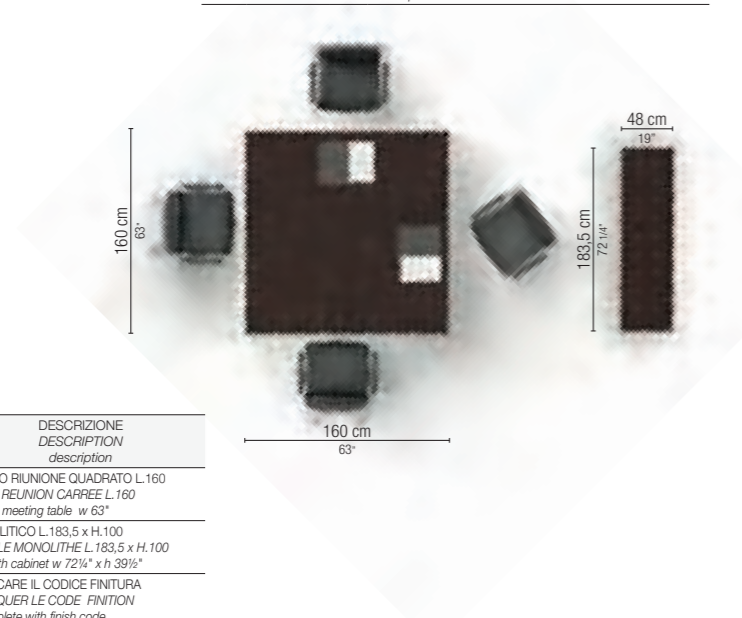
(\*) = INDICARE IL CODICE FINITURA  
= INDIQUER LE CODE FINITION  
= complete with finish code



### EOS 20

Q.TA Q.TE q.ty	CODICE CODE code	DESCRIZIONE DESCRIPTION description
1	118 853 (*)	MOBILE DI SERVIZIO SU PIEDINI L.186,5 CON SERRATURA MEUBLE DE SERVICE SUR PATINS L.186,5 AVEC SERRURE desk extension on adjustable feet w 73 1/2" with lock
1	118 874 (*)	COPPIA ANTE CIECHE SENZA SERRATURA PAIRE PORTES PLEINES SANS SERRURE set of 2 wooden doors without lock

(\*) = INDICARE IL CODICE FINITURA  
= INDIQUER LE CODE FINITION  
= complete with finish code



EOS 20

### EOS 15

Q.TA Q.TE q.ty	CODICE CODE code	DESCRIZIONE DESCRIPTION description
1	118 990 (*)	TAVOLO RIUNIONE QUADRATO L.160 TABLE REUNION CARREE L.160 square meeting table w 63"
1	118 858 (*)	MONOLITICO L.183,5 x H.100 MEUBLE MONOLITHE L.183,5 x H.100 monolith cabinet w 72 1/4" x h 39 1/2"

(\*) = INDICARE IL CODICE FINITURA  
= INDIQUER LE CODE FINITION  
= complete with finish code



### CASSETTIERE SU RUOTE

CAISSONS ROULETTES  
PEDESTALS ON WHEELS



### MONOLITICI

MEUBLES MONOLITHES  
MONOLITH CABINETS



H. 55 cm - 21 3/4"




H. 100 cm - 39 1/2"



H. 144 cm - 56 3/4"



H. 189 cm - 74 1/2"



### MOBILI CONTENITORI

MEUBLES  
CABINETS



# IULIO<sup>®</sup>



Iulio, il prodotto dalle forme morbide, organiche, dalle linee essenziali che comunicano leggerezza ed eleganza.

*Iulio, the product featuring soft, natural shapes, with essential lines that convey lightness and elegance.*

*Iulio, le produit qui, grâce à ses formes organiques délicates et à ses lignes essentielles, exprime légèreté et élégance.*





IUL 03

Un programma completo di scrivanie, tavoli da riunione, da salotto, mobili contenitori ed armadi, per una ambiente direzionale raffinato e moderno.

*A complete range of desks, meeting tables, coffee tables, storage units and cabinets, for a sophisticated and modern executive environment.*

*Une offre complète de bureaux, de tables de réunion et de salon, de meubles de rangement et d'armoires pour un espace de direction raffiné et moderne.*





IUL 04

Nuove finiture di tendenza tipo legno ad effetto materico creano sensazioni tattili e visive insolite.

*New, latest trend textured wood effect finishes, create unique tactile and visual sensations.*

*De nouvelles finitions tendances qui, s'inspirant de l'effet brut du bois, créent des sensations tactiles et visuelles insolites.*



IUL 05

I mobili monolitici dal design essenziale ed elegante rispondono alle diverse esigenze di arredamento degli spazi.

*Monolithic furniture pieces with an essential and elegant design respond to all types of furnishing needs.*

*Des meubles monolithes au design épuré et élégant répondent à tous les besoins d'aménagement des espaces.*





IUL 08

I piani delle scrivanie e delle armadiature sono impreziositi da bordi perimetrali sagomati e profili satinati.

*Desktops and cabinet shelves are embellished by shaped edges and satin finish profiles.*

*Les dessus des bureaux et des meubles de rangement sont embellis par des rebords galbés et par des profils satinés.*



IUL 09





Le gambe della scrivania sono in alluminio  
lucido e gli inserti in tinta con i piani.

*Desk legs are in glossy aluminium and  
inserts match the desktop colours.*

*Les pieds du bureau sont en aluminium brillant et les  
divers éléments sont assortis aux dessus des meubles.*

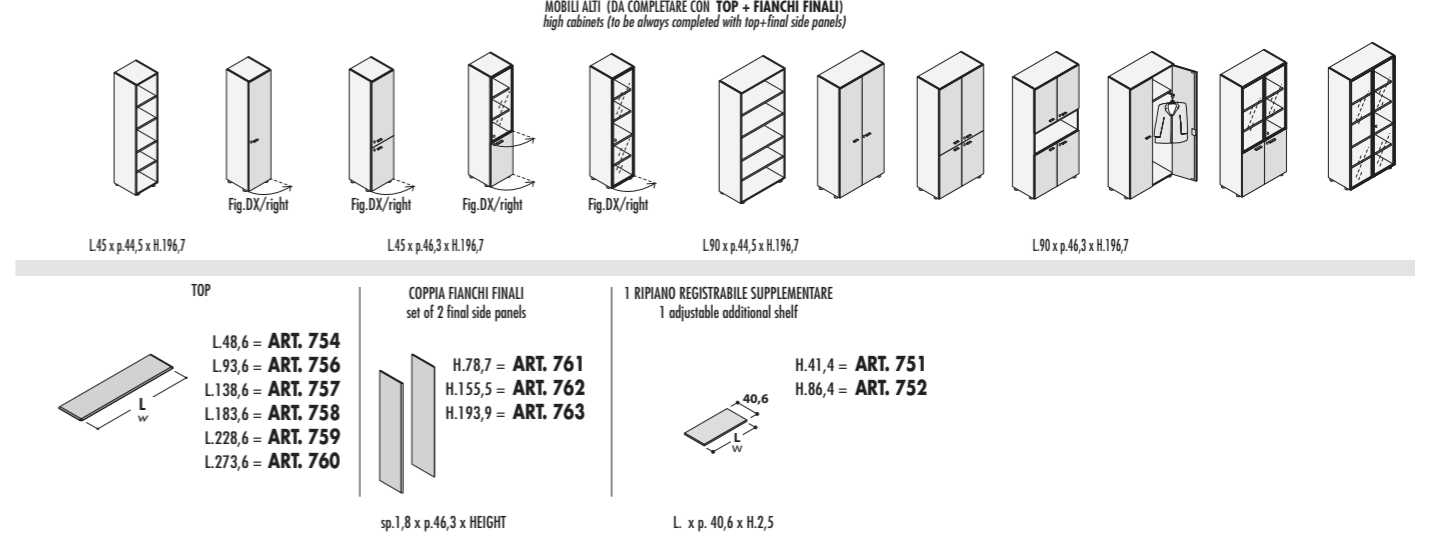
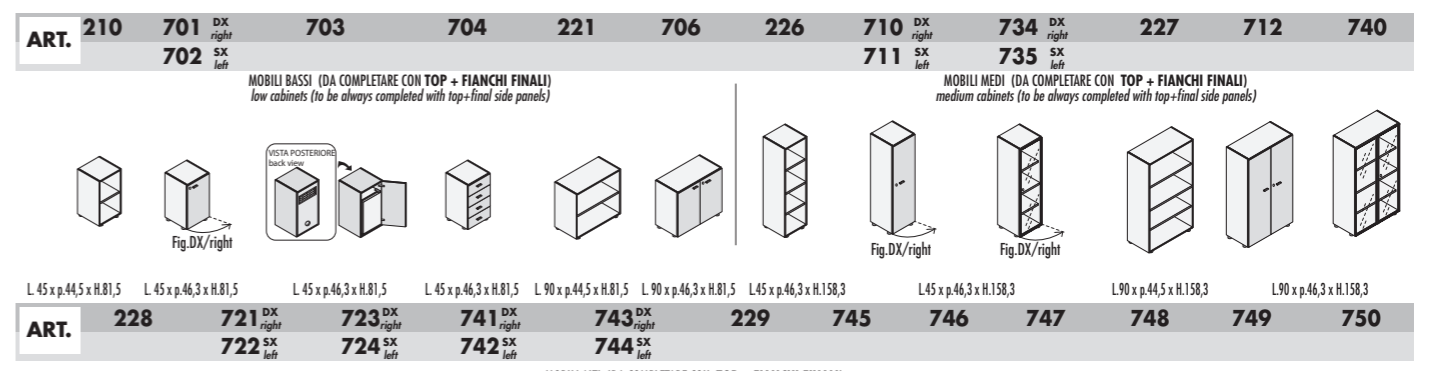
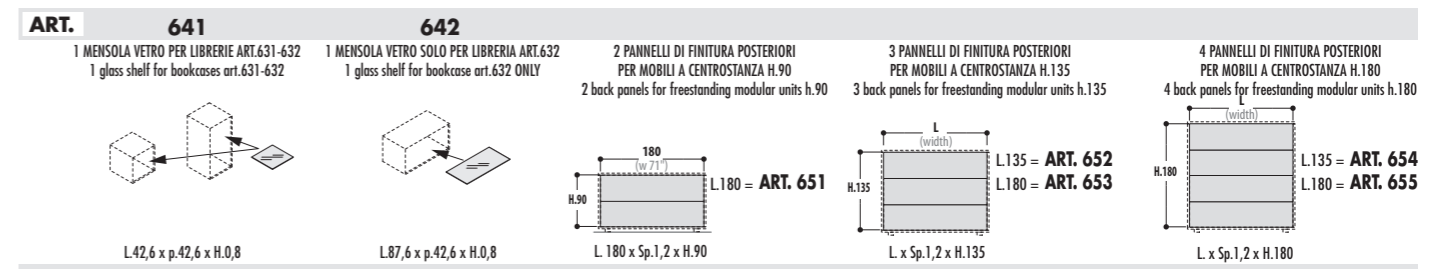
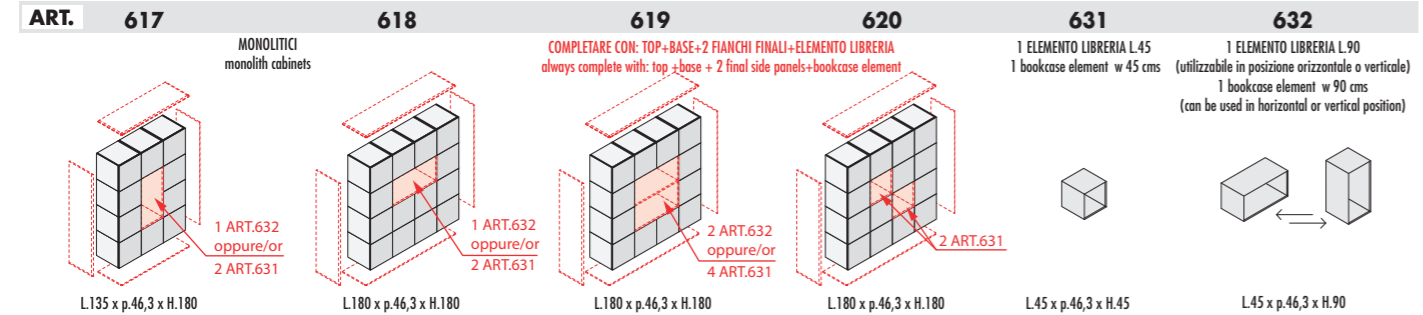
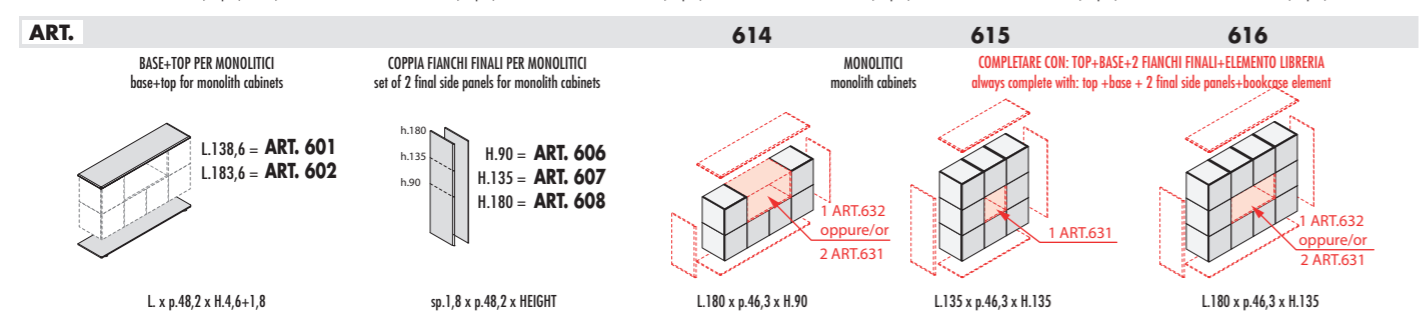
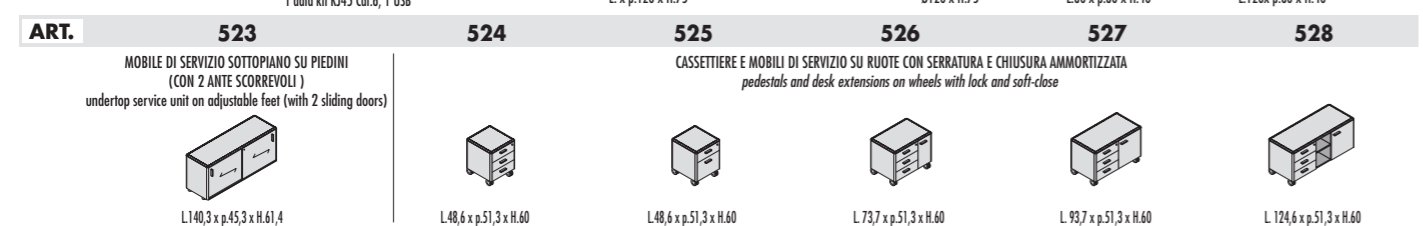
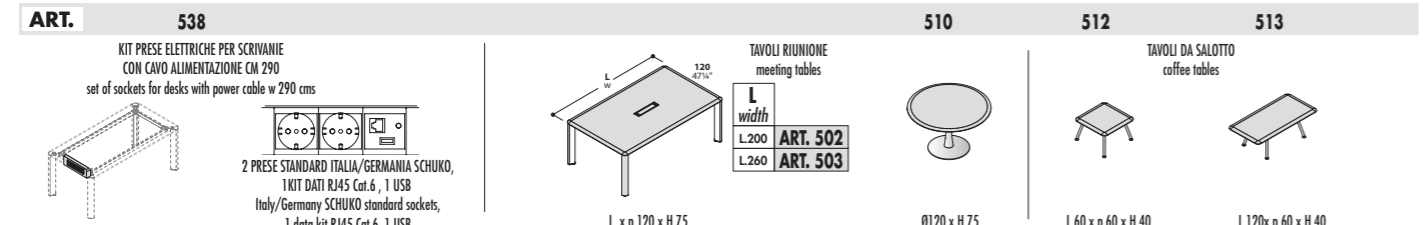
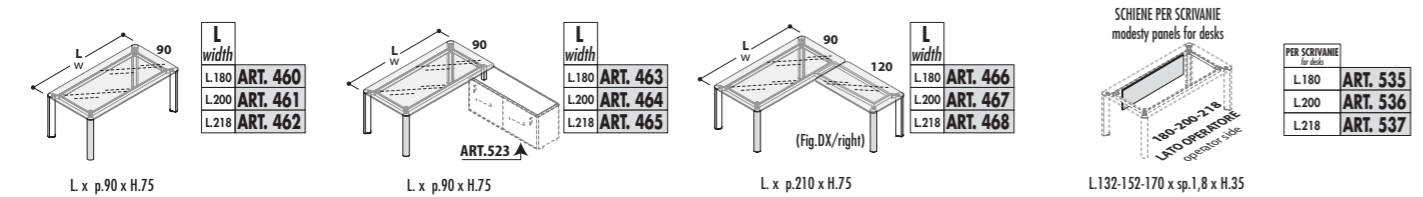
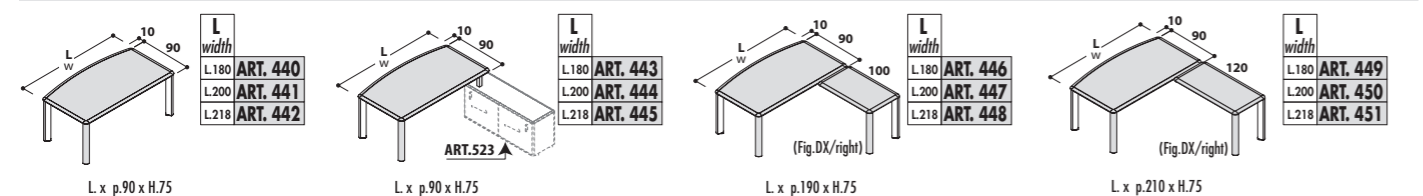
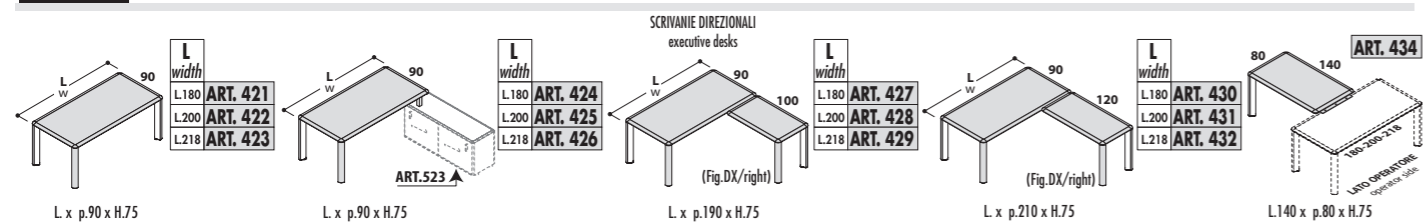








## IULIO



# IULIO<sup>®</sup>

## DESCRIZIONE TECNICA

### SCRIVANIE E TAVOLI RIUNIONE CON TELAIO METALLICO

Costituiti da piani (legno o vetro) con struttura metallica.

I piani legno sono realizzati con pannello di fibre di legno tipo MDF  sp. mm 25 con bordi perimetrali sagomati. Rivestiti  nella parte a vista con 3d-foil e controplaccati  in melaminico nella parte inferiore.

Sono disponibili nei colori: OLMO GREY 12, FRASSINO BROWN 52, NOCE 57, TEAK SAMOA 67, BIANCO BR. 69.

Modanatura perimetrale  decorativa a T da mm 6 colore INOX GREY incassato in apposita fresata.

I piani dei tavoli riunione sono dotati di top access integrato con apertura “flip-top” in tinta con la superficie stessa  e vaschetta passacavi sottopiano in lamiera metallica sp. 1 verniciata a polveri epossidiche .

I piani in vetro temperato retro-laccato, spessore mm 12, con bordi perimetrali lavorati a filo lucido, sono utilizzabili solo in abbinamento alla struttura metallica ed ancorati alla stessa  mediante supporti torniti in acciaio inox. I piani in vetro sono disponibili nei colori: TORTORA 72.

La struttura metallica è formata da telaio realizzato in tubolare metallico a sezione rettangolare 50 x 25 sp. mm1,5  trattato con vernici a polveri epossidiche colore INOX GREY.

Le gambe sono in Estruso di alluminio colore INOX GREY con vano  verticale passacavi ispezionabile tramite carter rimovibile,  sono dotate di anima strutturale in  acciaio spessore mm 3 opportunamente sagomata e forata per l'ancoraggio ai telai e per i piedini livellatori. Le decorazioni sono costituite da profilature verticali  in mdf sagomato , rivestito con 3d-foil, nei colori: LAVA 14, OLMO GREY 12, FRASSINO BROWN 52, NOCE 57, BIANCO BR.69 . Testate di finitura in abs stampato INOX GREY.

Le scrivanie con struttura metallica possono essere corredate da modesty panel  (optional) realizzate con pannelli di fibre di legno tipo MDF sp. mm 18  rivestite in 3d-foil nei colori: LAVA 14, OLMO GREY 12, FRASSINO BROWN 52, NOCE 57, TEAK SAMOA 67, BIANCO BR. 69.

### TAVOLO RIUNIONE CIRCOLARE CON BASAMENTO A COLONNA

Costituito da: piano  e basamento metallico.

Il piano legno e'  realizzato con pannello di fibre di legno tipo MDF  sp. mm 25 con bordi perimetrali sagomati. Rivestiti  nella parte a vista con 3d-foil e controplaccati  in melaminico nella parte inferiore.

Disponibile nei colori: OLMO GREY 12, FRASSINO BROWN 52, NOCE 57, TEAK SAMOA 67, BIANCO BR. 69.

Modanatura  perimetrale  decorativa a T da mm 6 colore INOX GREY incassato in apposita fresata.

Basamento metallico verniciato a polveri epossidiche INOX GREY, composto da: base circolare Ø590mm, tubo verticale e crociera superiore.

Il tubo verticale ha una sezione rastremata con  base Ø128mm e sommità  Ø 89mm.

La crociera è realizzata con lamiera metallica sp. mm 4 dotata di asole per il fissaggio sottopiano.

### TAVOLI DA SALOTTO

Disponibili nelle lunghezze di cm 60 e120 con gambe metalliche.

Piano realizzato con pannello di fibre di legno tipo MDF  spessore mm 25 con bordi perimetrali sagomati. Il piano è rivestito  nella parte a vista con 3d-foil e controplaccati  in melaminico nella parte inferiore. Disponibile nei colori: OLMO GREY 12, FRASSINO BROWN 52, NOCE 57, TEAK SAMOA 67, BIANCO BR. 69.

Modanatura  perimetrale  decorativa a T da mm 6 colore INOX GREY incassato in apposita fresata.

Gambe metalliche verniciata INOX GREY con piedini  livellatori cromo , realizzate in tubolare metallico diametro mm 30 sp.1,5 con piastre spessore mm 2,5 per il  collegamento con il piano.

### MOBILE DI SERVIZIO SU PIEDINI (SOTTOPIANO O FREESTANDING)

La struttura interna è realizzata con pannelli di particelle di legno sp. mm 18 nobilitati in melaminico colore ANTRACITE 55 o BIANCO BR. 69  , rifiniti perimetralmente con bordo melaminico sp. mm 0,4 in tinta con la superficie.

Schiena e ante scorrevoli  sono realizzate con pannelli di fibre di legno tipo MDF sp. mm 18  con il lato interno nobilitato e le parti a vista rivestite in 3d-foil nei colori: OLMO GREY 12, FRASSINO BROWN 52, NOCE 57, TEAK SAMOA 67, BIANCO BR. 69.

Le antine scorrevoli sono dotate di chiusura ammortizzata .

I tops ed i fianchi finali sono realizzati con pannelli di fibre di legno tipo MDF sp. mm 18  con il lato interno nobilitato e le parti a vista rivestite in 3d-foil nei colori: LAVA 14, OLMO GREY 12, FRASSINO BROWN 52, NOCE 57, TEAK SAMOA 67, BIANCO BR. 69.

I fianchi hanno sagoma arrotondata lungo i lati verticali anteriori e posteriori.

Il top è sagomato lungo  tutto in perimetro con modanatura  perimetrale  decorativa a T da mm 6 colore INOX GREY incassato in apposita fresata. La struttura poggia su 5 piedini regolabili in altezza realizzati in nylon.

Le maniglie sono realizzate in metallo presso-fuso colore  INOX GREY.

### CASSETTIERE E MOBILI DI SERVIZIO

La struttura interna è realizzata con pannelli di particelle di legno sp. mm 18 nobilitati in melaminico colore ANTRACITE 55 o BIANCO BR. 69  , rifiniti perimetralmente con bordo melaminico sp. mm 0,4 in tinta con la superficie.

Schiena e frontali realizzati con pannelli di fibre di legno tipo MDF sp. mm 18  con il lato interno nobilitato e le parti a vista sono rivestite in 3d-foil nei colori: OLMO GREY 12, FRASSINO BROWN 52, NOCE 57, TEAK SAMOA 67, BIANCO BR. 69.

I tops ed i fianchi finali sono realizzati con pannelli di fibre di legno tipo MDF sp. mm 18  con il lato interno nobilitato e le parti a vista sono rivestite in 3d-foi nei colori: LAVA 14, OLMO GREY 12, FRASSINO BROWN 52, NOCE 57, TEAK SAMOA 67, BIANCO BR. 69.

I fianchi hanno sagoma arrotondata lungo i lati verticali anteriori e posteriori.

Il top è sagomato lungo  tutto in perimetro con Modanatura  perimetrale  decorativa a T da mm 6 colore INOX GREY incassato in apposita fresata

La struttura interna dei cassetti è costituita da spondine e fondo in fibra rivestiti in PVC nero che scorrono su guide metalliche con cuscinetti in nylon dotati di fine corsa in apertura e self-closing in chiusura.

Cassettiere e mobili di servizio sono dotati di serratura con chiusura centralizzata.

La struttura poggia su ruote piroettanti realizzate in nylon.

Le maniglie sono realizzate in metallo presso-fuso colore  INOX GREY.

### MOBILI MONOLITICI

Costituiti dai seguenti elementi:

>> bussolotti con ante, >> elemento libreria reversibile, >> set con base livellabile, top

superiore e fianchi di finitura.>> pannelli posteriori di finitura (optional).

Le strutture dei bussolotti sono realizzate con pannelli di particelle legno sp. mm 18 nobilitati in melaminico, disponibili nei colori : ANTRACITE 55 e  BIANCO BR. 69, rifiniti perimetralmente con bordo melaminico mm 0,4 in tinta con la superficie.

Ripiani realizzati con pannelli di particelle legno sp. mm 25 nobilitato in melaminico , disponibile nei colori : ANTRACITE 55 e BIANCO BR. 69, rifiniti perimetralmente con bordo ABS mm 2 in tinta con la superficie. Sono dotati di ferramenta a scomparsa, posizionabili in altezza con passo di 32mm.

Le ante sono realizzate con pannelli di fibre di legno  MDF sp. mm 18  con il lato interno nobilitato e le parti a vista sono rivestite in 3d-foil nei colori: OLMO GREY 12, FRASSINO BROWN 52, NOCE 57, TEAK SAMOA 67, BIANCO BR. 69.

Le ante non presentano maniglia in quanto sono dotate di sistema premi-apri. Tutte le cerniere sono del tipo con ala e scatola metallica con 3 campi di regolazione.

Elemento-libreria reversibile  realizzato con sistema folding in MDF di spessore mm.18 rivestito in 3d-foil nei colori: LAVA 14, OLMO GREY 12, FRASSINO BROWN 52, NOCE 57, TEAK SAMOA 67, BIANCO BR. 69.

Disponibile nelle dimensioni : L.45/90 x p.46,3 x H.45. Accessoriabile con  mensola in vetro temperato trasparente sp. mm 8.

Base, top e fianchi finali realizzati con pannelli di fibre di legno sp. mm 18  con parti a vista rivestite in 3d-foil nei colori: LAVA 14, OLMO GREY 12, FRASSINO BROWN 52, NOCE 57, TEAK SAMOA 67, BIANCO BR. 69.

La base e'  dotata di piedini regolabili in altezza, in nylon nero, con campo di regolazione di mm 15.

Il top di finitura  è sagomato su 3 lati  con Modanatura  perimetrale  decorativa a T da mm 6 colore INOX GREY incassato in apposita fresata .

I fianchi di finitura  hanno sagoma arrotondata lungo il lato verticale anteriore.

Pannelli posteriori di finitura (optional) realizzati con pannelli di fibre di legno tipo MDF sp. mm 12  rivestiti in 3d-foil nei colori: OLMO GREY 12, FRASSINO BROWN 52, NOCE 57, TEAK SAMOA 67, BIANCO BR. 69.

Sulla base sono inseriti piedini regolabili in altezza, in nylon nero ( 4 su mobili L.45, 5 su mobili L.90), con campo di regolazione di mm 15.

Ripiani realizzati con pannelli di particelle legno sp. mm 25 nobilitato in melaminico , disponibile nei colori : ANTRACITE 55 e BIANCO BR. 69, rifiniti perimetralmente con bordo ABS mm 2 in tinta con la superficie. Sono dotati di ferramenta a scomparsa, posizionabili in altezza con passo di 32mm.

I frontali e le ante sono realizzati con pannelli di fibre di legno tipo MDF sp. mm 18  con il lato interno nobilitato e le parti a vista  rivestite in 3d-foil nei colori: OLMO GREY 12, FRASSINO BROWN 52, NOCE 57, TEAK SAMOA 67, BIANCO BR. 69.

Le cerniere sono del tipo ad ala metallica con apertura a 110°, complete di basi, con regolazione 3D.

Le cerniere delle ante legno possono essere accessoriate con kit ammortizzatori,optional.

Le ante vetro sono con telaio in alluminio INOX GREY e profilo maniglia verticale integrato , vetro satinato oppure retro-laccato colore TORTORA 72 sp. mm 4, con serratura.

Tutte le ante con serratura hanno il cilindro estraibile e  sono fornite con doppia chiave pieghevole anti-infortunistica.

Le maniglie sono realizzate in metallo presso-fuso  INOX GREY.

Le composizioni dei mobili sono da completare sempre con top+fianchi finali (forniti a parte) .

### TOP DI FINITURA E FIANCHI FINALI

Tops e fianchi finali realizzati con pannelli di fibre di legno tipo MDF sp. mm 18  con il lato interno nobilitato e le parti a vista  rivestite in 3d-foil nei colori: LAVA 14, OLMO GREY 12, FRASSINO BROWN 52, NOCE 57, TEAK SAMOA 67, BIANCO BR. 69.

Il top è sagomato sul  perimetro con Modanatura  a T da mm 6 colore INOX GREY incassato in apposita fresata.

I fianchi finali hanno sagoma arrotondata lungo il lato verticale anteriore.

### IMBALLO

Tutti i componenti sono forniti smontati ed imballati con involucro pieghevole in cartone triplo, listelli di protezione perimetraie e per i riempimenti ove occorre. Gli angoli sono protetti , ove occorre, con paraspigoli anti-urto. La chiusura dell'imballo avviene mediante nastro adesivo e reggetta in nylon termosaldato.

Le cassettiere sono fornite montate, protette sui lati con angolari in polistirolo ed imballate con foglia di polietilene termoretraibile.

## TECHNICAL DESCRIPTION

### DESKS AND MEETING TABLES WITH METAL FRAME

Composed of tops (wood or glass) with metal structure.

The wooden tops are made of MDF panels 25 mm thick with shaped edges. The visible part is coated with 3d foil while the bottom is covered with melamine.

Available in the following colours: ELM GREY 12, BROWN ASH 52, WALNUT 57, SAMOA TEAK 67, BR. WHITE 69.

Perimetral decorative molding T of 6 mm in GREY INOX built-in in a special milling. Meeting table tops are equipped with an integral top-access with flip-flop opening in the same colour as the surface. The cable channel under the top is made  of metal sheet 1 mm thick, painted with epoxy powders.

The glass tops are 12 mm thick, tempered and rear-lacquered with a shinny rimmed perimeter edge. They can only be used in combination with metal structure, to which they are anchored by Inox steel supports. The glass tops are available In GREY BEIGE 72.

The metal structure is made of  frame composed of metal tubular with rectangular section 50x25, 1.5 mm thick , treated with stainless steel coloured with epoxy powder paints.

The legs are made of extruded aluminium GREY INOX coloured. They are equipped with a compartment with vertical cable guides that can be inspected by a removable cover, they have a structural steel core 3 mm thick shaped and perforated for fixing the frames and the levelling feet. The decorations consist of vertical profiles MDF shaped, covered with 3d foil, in the following colours: LAVA 14,ELM GREY 12, BROWN ASH 52, WALNUT 57, BR. WHITE 69 . Finishing taps in printed abs GREY INOX.

The desks with metal structure can be fitted with modesty panel (optional) made of fibreboard panels type MDF 18 mm thick coated in 3d-foil, colours: LAVA 14, ELM GREY 12, BROWN ASH 52, WALNUT 57, SAMOA TEAK 67, BR. WHITE 69.

### CIRCULAR MEETING TABLE WITH COLUMN BASE

Consisting of: top and base metal.

The wooden top is made of MDF 25 mm thick  with shaped edges. The visible part is coated with 3d foil while the bottom is covered with melamine.

Available colours: ELM GREY 12, BROWN ASH 52, WALNUT 57, SAMOA TEAK 67, BR. WHITE 69.

Perimetral decorative molding T of 6 mm in GREY INOX built-in in a special milling.

Metal base powder coated GREY INOX, consisting of: circular base Ø590mm, vertical tube and upper cross.

The vertical tube has a tapered section with Ø128mm base and top Ø 89mm.

The cross is made of  metal sheet  4 mm thick with slots for under-top  fixing.

### COFFEE TABLES

Available in lengths of 60 cm and 120 with metal legs.

Top made of fibreboard MDF panel 25 mm thick with a shaped perimeter edge. The visible part is coated with 3d foil while the bottom is covered with melamine.

Available colours: ELM GREY 12, BROWN ASH 52, WALNUT 57, SAMOA TEAK 67, BR. WHITE 69.

Perimetral decorative molding T of 6 mm in GREY INOX built-in in a special milling.

Metal legs painted in GREY INOX with adjustable chrome feet, made of tubular metal, diameter 30 mm 1.5 mm thick, with plates 2.5 mm thick for the connection with the top.

### SERVICE UNIT WITH FEET (UNDERBENCH OR FREESTANDING)

The internal structure is made using 18 mm thick chipboard panels, melamine faced in AN-THRACITE 55 or BR. WHITE 69. The perimeters are finished with a 0.4 mm thick melamine edge in the same colour as the surface.

Back panel and sliding doors are made in 18 mm thick MDF fibreboard panels, with melamine faced inner side and visible parts coated in 3d foil in the following colours: GREY ELM 12, BROWN ASH 52, WALNUT 57, SAMOA TEAK 67, BR. WHITE 69.

The sliding doors are fitted with a soft-close mechanism.

Tops and final sides are made in 18 mm thick MDF fibreboard panels, with melamine faced inner side and visible parts coated in 3d foil in the following colours: LAVA 14, GREY ELM 12, BROWN ASH 52, WALNUT 57, SAMOA TEAK 67, BR. WHITE 69.

The side panels have rounded edges along the front and rear vertical sides.

The top is shaped along the entire perimeter with a 6 mm perimetral decorative molding T in GREY INOX, built-in in a special milling. The structure is supported by 5 height-adjustable nylon feet.

Handles are made in die-cast metal in GREY INOX.

### PEDESTAL AND SERVICE UNITS ON WHEELS

The internal structure is made using 18 mm thick chipboard panels, melamine faced in ANTHRACITE 55 or BR. WHITE 69. The perimeters are finished with a 0.4 mm thick melamine edge in the same colour as the surface.

Back and front panels are made in 18 mm thick MDF fibreboard panels, with melamine faced inner side and visible parts coated in 3d foil in the following colours: GREY ELM 12, BROWN ASH 52, WALNUT 57, SAMOA TEAK 67, BR. WHITE 69.

Tops and final sides made in 18 mm thick MDF fibreboard panels, with melamine faced inner side and visible parts coated in 3d foil in the following colours: LAVA 14, GREY ELM 12, BROWN ASH 52, WALNUT 57, SAMOA TEAK 67, BR. WHITE 69.

The side panels have rounded edges along the front and rear vertical sides.

The top is shaped along the entire perimeter with a 6 mm perimetral decorative molding T in GREY INOX, built-in in a special milling.

The inner structure of the drawers consists in fibre sides and bottom coated in black PVC, running along metal guides with nylon bearings, fitted with a  drawer stop for opening and self-closing mechanism.

Pedestal and service units  are fitted with locks with centralised closure.

The structure rests on swivel wheels made in nylon.

Handles are made in die-cast metal in GREY INOX.

## MONOLITHIC FURNITURE

Costituiti dai seguenti elementi:

Composed of the following elements:

>> cubes with doors,

>> reversible bookshelf element,

>> set with levelling base, upper top and side finish

>> rear panel finishes (optional).

The structures of the cubes are made using 18 mm thick chipboard panels, melamine faced and available in the colours: ANTHRACITE 55 and BR. WHITE 69. The perimeters are finished with a 0.4 mm thick melamine edge in the same colour as the surface.

Shelves  are made using 25 mm thick chipboard panels, melamine faced and available in the colours: ANTHRACITE 55 and BR. WHITE 69, perimeters finished with ABS edge, 2 mm thick in the same colour as the surface. Fitted with disappearing hardware, positionable at height at intervals of 32mm.

Doors made in 18 mm thick MDF fibreboard panels, with melamine faced inner side and visible parts coated in 3d foil in the following colours: GREY ELM 12, BROWN ASH 52, WALNUT 57, SAMOA TEAK 67, BR. WHITE 69.

The doors do not have a handle insofar as they are fitted with a push release mechanism.

All hinges are the type with wing and plate, with 3 regulation ranges.

Reversible bookshelf element, made with folding system in 18 mm thick MDF, coated in 3d foil in the following colours: LAVA 14, GREY ELM 12, BROWN ASH 52, WALNUT 57, SAMOA TEAK 67, BR. WHITE 69.

Available in the following sizes: Wd.45/90 x Dpt.46,3 x Ht.45. Can be accessorised with clear tempered glass shelf, thickness 8 mm.

Base, top and final sides made in 18 mm thick fibreboard panels, with visible parts coated in 3d foil in the following colours: LAVA 14, GREY ELM 12, BROWN ASH 52, WALNUT 57, SAMOA TEAK 67, BR. WHITE 69.

The base is fitted with black nylon height-adjustable feet with regulation range of 15 mm.

The top finish is shaped along 3 sides with a 6 mm. perimetral decorative molding T in GREY INOX, built-in in a special milling.

The side finishes have a rounded edge along the front vertical side.

Rear panel finishes (optional) made in 12 mm thick MDF fibreboard panels, coated in 3d foil in the following colours: GREY ELM 12, BROWN ASH 52, WALNUT 57, SAMOA TEAK 67, BR. WHITE 69.

### LOW, MEDIUM AND HIGH STORAGE CABINETS

Structure consisting in: base, top, sides and back panel (thickness 18 mm inserted by milling).

It is made using 18 mm thick chipboard panels, melamine faced and available in the colours: ANTHRACITE 55 and BR. WHITE 69, perimeters finished with 0.4 mm melamine edge.

The base is fitted with black nylon height-adjustable feet (4 on version with width 45, 5 on version with width 90), with regulation range of 15 mm.

Shelves are made using 25 mm thick chipboard panels, melamine faced and available in the colours: ANTHRACITE 55 and BR. WHITE 69, perimeters finished with ABS edge, 2 mm thick in the same colour as the surface. Fitted with disappearing hardware, positionable at height at intervals of 32mm.

Front panels and doors are made in 18 mm thick MDF fibreboard panels, with melamine faced inner side and visible parts coated in 3d foil in the following colours: GREY ELM 12, BROWN ASH 52, WALNUT 57, SAMOA TEAK 67, BR. WHITE 69.

Hinges are the metal wing type with 110° opening, complete with bases, with 3D regulation.

The wooden door hinges can be accessorised with soft-close kits, optional.

The glass doors are with an GREY INOX aluminium frame and an integrated vertical profile handle, with satin-finished or rear-lacquered glass, in GREY BEIGE 72, thickness 4 mm with lock.

All doors with lock have an extractable cylinder and are supplied with two anti-accident flip keys.

Handles are made in die-cast metal in GREY INOX.

Furniture compositions are always to be completed with top+final sides (supplied separately).

### TOP FINISHES AND FINAL SIDES PANELS

Tops and final sides are made in 18 mm thick MDF fibreboard panels, with melamine faced inner side and visible parts coated in 3d foil in the following colours: LAVA 14, GREY ELM 12, BROWN ASH 52, WALNUT 57, SAMOA TEAK 67, BR. WHITE 69.

The top is shaped along the perimeter with a 6 mm. perimetral decorative molding T in GREY INOX, built-in in a special milling.

The side finishes have a rounded edge along the front vertical side.

### PACKAGING

All the components are disassembled and packed when supplied, and have paper triple type folding packaging, filets for the perimetrical protection and for the fillings up, where needed. The corners are protected, where needed, through shock resistant edges protector. The packing closure occurs through sticky tape and welded nylon strap. Pedestals are assembled, when supplied, protected through polystyrene angle bars on the sides and packed using thermo-retractable polyethylene leave when provided.

Linee e finiture di prestigio, forme e dimensioni modulabili, facilitano la collaborazione e il contatto visivo; connessioni elettriche, wire management capiente e facilmente accessibile, rende I-meet l'ambiente perfetto per i tuoi incontri, funzionali ed altamente rappresentativi.

Prestigious lines and finishings, modulated shapes and sizes, helping meetings and relations. Easy-to-access wire management container. I-MEET is the perfect range for a stylish and functional meeting room.

Les lignes et les finitions de prestige, les formes et les dimensions modulables, facilitent la collaboration et le contact visuel; un système de liaison de câblages de grande capacité et facilement accessible: I-Meet c'est l'espace parfait pour vos réunions et rendez-vous professionnels, en conférant un caractère fonctionnel et hautement représentatif.

## PIANI | PLATEAUX | DESKTOPS



Piano legno  
Plateau en bois  
Wood top

Piano cristallo  
Plateaux verre  
Glass desk


## GAMBE | PIETEMENTS | LEGS



Cromata / Chroméd / Chromed




Verniciata / Verni / Painted



### IME 11

Q.TA Q.TE q.ty	CODICE CODE code	DESCRIZIONE DESCRIPTION description
1	146 614 (*)	TAVOLO RIUNIONE QUADRATO L.120x120 (GAMBE CROMATE) TABLE REUNION CARREE L.120x120 (PIEDS CHROMES) squared meeting table w.47 1/4"x47 1/4" (chromed legs) = INDICARE IL CODICE FINITURA (*) = INDICHER LE CODE FINITION = complete with finish code



### IME 13


Q.TA Q.TE q.ty	CODICE CODE code	DESCRIZIONE DESCRIPTION description
1	146 648 (*)	TAVOLO RIUNIONE QUADRATO L.160x160 (GAMBE CROMATE) TABLE REUNION CARREE L.160x160 (PIEDS CHROMES) squared meeting table w.63"x63" (chromed legs) = INDICARE IL CODICE FINITURA (*) = INDICHER LE CODE FINITION = complete with finish code






**IME 14**

Q.TA Q.TE q.ty	CODICE CODE code	DESCRIZIONE DESCRIPTION description
1	146 651 (*)	TAVOLO RIUNIONE RETTANGOLARE L.480x160 (GAMBE CROMATE) TABLE REUNION RECTANGULAIRE L.48 x160 (PIEDS CHROMES) rectangular meeting table w 189"x63" (chromed legs) = INDICARE IL CODICE FINITURA = INDIQUER LE CODE FINITION = complete with finish code



**IME 09**

Q.TA Q.TE q.ty	CODICE CODE code	DESCRIZIONE DESCRIPTION description
1	146 556 (*)	TAVOLO RIUNIONE QUADRATO L.320x320 (GAMBE VERNICIATE) TABLE REUNION CARREE L.320 x320 (PIEDS VERNIS) squared meeting table w 126"x126" (painted legs) = INDICARE IL CODICE FINITURA = INDIQUER LE CODE FINITION = complete with finish code




### IME 05

Q.TÀ Q.TE q.ty	CODICE CODE code	DESCRIZIONE DESCRIPTION description
1	146 618 (*)	TAVOLO RIUNIONE QUADRATO L.160x160 (GAMBE CROMATE) TABLE REUNION CARREE L.160x160 (PIEDS CHROMES) squared meeting table w 63"x63" (chromed legs) = INDICARE IL CODICE FINITURA = INDIQUER LE CODE FINITION = complete with finish code



IME 05



### IME 03

Q.TÀ Q.TE q.ty	CODICE CODE code	DESCRIZIONE DESCRIPTION description
1	146 619 (*)	TAVOLO RIUNIONE RETTANGOLARE L.320x160 CON PIANI IN VETRO (GAMBE CROMATE) TABLE REUNION RECTANGULAIRE L.320 x160 AVEC PLANS EN VERRE (PIEDS CHROMES) rectangular meeting table w 126"x63" with glazed tops (chromed legs) = INDICARE IL CODICE FINITURA = INDIQUER LE CODE FINITION = complete with finish code



### IME 08


Q.TÀ Q.TE q.ty	CODICE CODE code	DESCRIZIONE DESCRIPTION description
2	146 560 (*)	MODULO TERMINALE DOPPIO PROF. CM 320 (GAMBE VERNICIATE) MODULE TERMINAL DOUBLE PROF. CM 320 (PIEDS VERNIS) double terminal module deep 126" (painted legs)
2	146 562 (*)	KIT 2 MODULI CENTRALI L.160 x p.90 (GAMBE VERNICIATE) KIT 2 MODULES CENTRAL L.160 x p.90 (PIEDS VERNIS) kit of 2 central modules w 63" x d 35 1/2" (painted legs)
1	146 586 (*)	KIT 2 GAMBE CENTRALI (GAMBE VERNICIATE) KIT 2 PIEDS CENTRALIX (PIEDS VERNIS) kit of 2 central legs (painted legs) = INDICARE IL CODICE FINITURA = INDIQUER LE CODE FINITION = complete with finish code






## IME 10

Q.TA Q.TE q.ty	CODICE CODE code	DESCRIZIONE DESCRIPTION description
1	146 559	(*) TAVOLO RIUNIONE RETTANGOLARE L.480x320 (GAMBE VERNICIATE) TABLE REUNION RECTANGULAIRE L.480x320 (PIEDS VERNIS) rectangular meeting table w 189"x126" (painted legs) = INDICARE IL CODICE FINITURA = INDIQUER LE CODE FINITION = complete with finish code




## IME 07

Q.TA Q.TE q.ty	CODICE CODE code	DESCRIZIONE DESCRIPTION description
1	146 621	(*) TAVOLO RIUNIONE RETTANGOLARE L.480x160 CON PIANI IN VETRO (GAMBE CROMATE) TABLE REUNION RECTANGULAIRE L.48 x160 AVEC PLANS EN VERRE (PIEDS CHROMES) rectangular meeting table w 189"x63" with glazed tops (chromed legs) = INDICARE IL CODICE FINITURA = INDIQUER LE CODE FINITION = complete with finish code



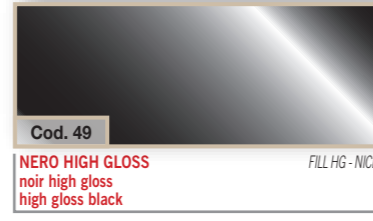

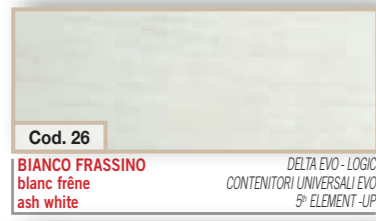


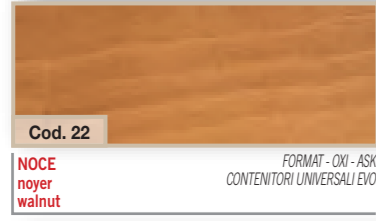
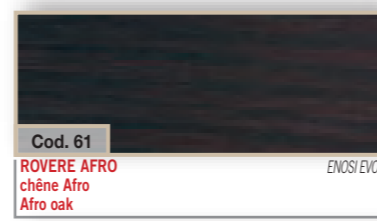

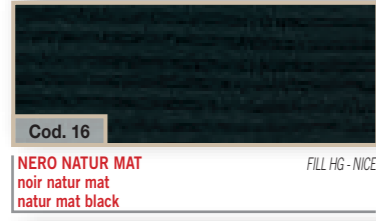
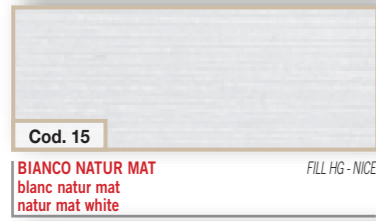
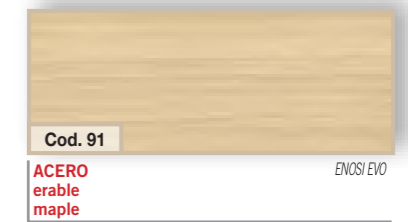


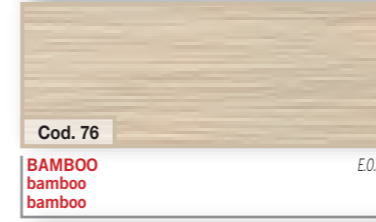
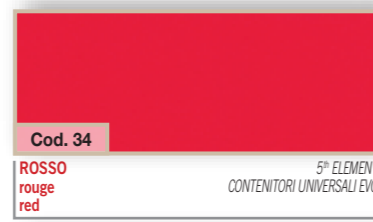



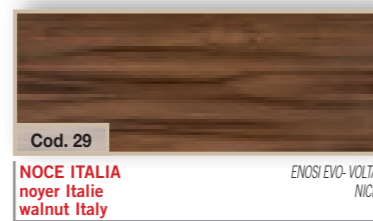

IME 15

Q.TA Q.TE q.ty	CODICE CODE code	DESCRIZIONE DESCRIPTION description
1	146 571 (*)	LEGGIO PUPITRE lectern
1	146 569 (*)	CATTEDRA DOPPIA (GAMBE VERNICIATE) BUREAU CONFERENCE DOUBLE (PIEDS VERNIS) double conference desk (painted legs) = INDICARE IL CODICE FINITURA = INDIQUER LE CODE FINITION = complete with finish code

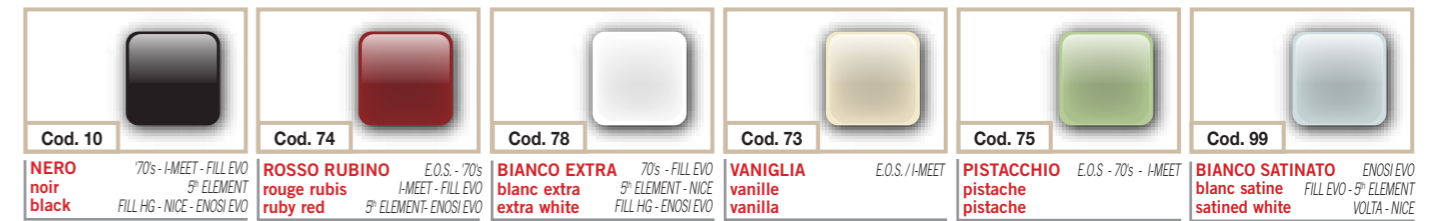


# CARTELLA COLORI

# PALETTE COULEURS | SAMPLE COLOURS CARD



## CRISTALLI | VERRE | CRYSTAL



## METALLI | METALUX | METALS



• Colori essenze legno, vetri e metalli fotografati sono indicativi per motivi di stampa  
• Les couleurs des bois, verres et métaux photographiés sont indicatives  
• Woods, glasses and metals colours shown in the pictures are indicative for printing reasons

• Colori essenze legno, vetri e metalli fotografati sono indicativi per motivi di stampa  
• Les couleurs des bois, verres et métaux photographiés sont indicatives  
• Woods, glasses and metals colours shown in the pictures are indicative for printing reasons



# SEDIE | SIEGES | SEATING

TAVOLA SINOTTICA | TABLE SYNOPTIQUE | SYNOPTIC INDEX

## 1. SMART OFFICE



flags

## 2. EXECUTIVE



yon



yon



yon



neo chair



neo chair



neo chair



neo chair



neo chair



hello



hello



hello



galassia direz. legno



galassia direz. legno



galassia direz. legno

## 3. OPERATIVE



galassia direz. imbottita



galassia direz. imbottita



galassia direz. imbottita



galassia direz. imbottita



athena



athena



athena



athena rete evo



athena rete evo



athena rete evo



formen



formen



formen



formen



formen



hellò



hellò



hellò



hellò



hellò



hellò



galassia rete evo



galassia rete evo



galassia sistema



galassia sistema



athena rete evo



athena rete evo



athena



athena



athena



athena



fast



fast



fast



F01



F01



F02



F02



F02



babel



free



free

## 4. WAITING-MEETING



yon



neo chair



hellò



F01



enosi sofà



e-lounge



galassia sofà



domus



helios




ecos

Elementi mobili progettati per creare soluzioni diverse adatte ad arredare spazi uffici ma anche ambienti comuni quali reception, attese, zone lounge, aree consulenza e zone relax. Le sedute disponibili nel programma, offrono la possibilità di mixare diversi colori sullo stesso modulo ed in abbinamento con i pannelli fonoassorbenti. Dalla postazione-ufficio alla seduta singola lineare.

Mobile elements designed to create different solutions suitable to furnish office space but also common areas such as reception, waiting, lounge areas, areas of counseling and relaxation areas. The seats available in the program offer the possibility to mix different colors on the same unit and in combination with sound-absorbing panels. From office workstation to the linear single seat.

Éléments mobiles conçu pour la création de solutions d'espace de bureau, mais aussi d'ambiance commune comme accueils, attente, lounge aréa, espace de consultation et zones de relax. Les assises disponibles dans le programme de vente offrent possibilités de combiner les modules en différent couleurs et en relation aux panneaux son atténuant. A partir du poste de travail a la seule assise linéaire.



FLA01



FLA02







FLA03



FLA05



FLA07



FLA06



FLA08



FLA09



YON è la nuova linea di sedute manageriali per ufficio dalla linea inconfondibile. Avvolgente, confortevole, morbida, ergonomica, YON è pensata per chi ama circondarsi di stile e funzionalità, rigorosamente Made in Italy.

YON is the new line of manager's office chairs of unmistakable lines. Wrapping, comfortable, soft, ergonomic, YON has been thought for who loves surrounding himself with style and functionality, strictly Made in Italy.

YON est la nouvelle gamme de sièges direction avec lignes incomparables. Enveloppante, confortable, souple, ergonomique, YON est conçue pour qui aime s'entourer de style et fonctionnalité, rigoureusement «Made in Italy».



Art. 126.302\*



Art. 126.301\*

\*IT Completare sempre l'art. con il codice colore FR Indiquer le code finition EN Specify always the colour code of the article



Art. 126.316\*



Art. 126.314\*

Schienale alto, basso; base girevole con meccanismo Gas o Gas Synchron, braccioli fissi o in metallo cromato.

Dossier haut, bas; base pivotante avec mécanisme Gas ou Gas Synchro, accoudoirs fixes ou en métal chromé.

High, low chair back; rotating pedestal with Gas or Gas Synchron mechanism, arms fixed or in chromium-plated metal.



IT Per la lista completa degli articoli consultare il listino prezzi FR Consultez le tarif pour la liste complète des articles EN Please read on the Price list the full articles list



Art. 126.314\*

Due tipologie di schienali, tre meccanismi a Gas e tre tipi di basi, moltiplicati per oltre novanta differenti finiture, per arredare e personalizzare con gusto ogni ambiente direzionale. YON, semplicemente unica.

Deux typologies de dossier, trois mécanismes Gas et trois typologies de bases, multipliés par plus de 90 différentes finitions, pour aménager et personnaliser avec goût les bureaux de direction. YON, simplement unique.

Two types of chair backs, three Gas mechanisms and three types of pedestals, multiplied with over ninety different finishing, for furnishing and customizing any executive area with good taste. YON, simply unique.



Art. 126.316\*



Art. 126.323\*



Art. 126.326\*



Art. 126.318\*

IT Schienale basso, base a slitta o girevole su quattro razze e meccanismo a Gas con ritorno automatico.

Dossier bas, base piétement luge ou pivotante a quatre rayons et mécanisme à Gas avec retour automatique

Low chair back, pedestal with slide or rotating on four spokes and Gas mechanism with automatic return.



Art. 126.321\*




Art. 126.310\*

# NEOCHAIR®

Impreziosita da cromature glamour e segnata dalle cuciture a vista sugli schienali imbottiti, NEOCHAIR garantisce comodità ed esclusività personalizzate da un gusto fashion. Un mix di funzionalità e gusto, unico nel settore.

Embellished by glamour chroming and visible sewings, NEO CHAIR guarantees comfort and personalised exclusivity from a fashionable style. A mix of functionality and style, unique in its own way.

Chromages glamour, coutures en vue, NEOCHAIR assure un confort personnalisé dans un gout exclusif.  
Un mélange de fonctionnalité et style, unique dans son genre.



Art. 121.707\*



**DIREZIONALE**  
Seduta Direzionale Top, con 3 differenti braccioli, meccanismo GY(Gas Synchron), base girevole a 5 razze cromata.

**SIEGE DIRECTION**  
Choix de 3 accoudoirs différents, un mécanisme GY (Gas Synchro) et base pivotante à 5 rayons chromés.

**PRESIDENTIAL CHAIR**  
Top Executive Chair, with 3 different armrests, GY mechanism (Gas Synchron), chromed swivel base 5 wheels.

\*IT Completare sempre l'art. con il codice colore FR Indiquer le code finition EN Specify always the colour code of the article





## NEO CHAIR

**SEMI-DIREZIONALE**  
Seduta Semi-Direzionale senza poggiatesta, con 3 differenti braccioli, meccanismo GY (Gas Synchron), base girevole a 5 razze cromata.



**SIÈGE MANAGÉRIAL**  
Siege semi-direction, sans appui-tête, 3 accoudoirs différents, mécanisme GY (Gas Synchro) et base pivotante à 5 rayons chromés.

**EXECUTIVE CHAIR**  
Semi-Executive Chair without headrest, with 3 different armrests, GY mechanism (Gas Synchron), chromed swivel base 5 wheels.




Art. 121.711\*



Art. 121.734\*



Art. 121.737\*



**VISITATORE**  
Seduta Interlocutoria, meccanismo G (Gas), con base girevole a 5 razze cromata e base fissa 4 gambe o slitta.

**SIÈGE VISITEUR**  
Siège visiteur mécanisme G (Gaz), base pivotante à 5 rayons chromés, ou base fixe 4 pieds, ou piètement luge.

**VISITOR CHAIR**  
Visitor chair, G mechanism (Gas), chromed swivel base 5 wheels and fixed base 4 legs or cantilever metal frame.



Art. 121.718\*



Art. 121.739\*



Art. 121.738\*



# Hello'

Hello' rete

Linee innovative, alta ergonomia, comfort implementato, praticità unita a qualità; queste sono le caratteristiche di Hello', unica ed originale per il particolare e ricercato taglio ad H che caratterizza tutti gli schienali.

Innovative design, ergonomics, comfortable, rich of style, personality and quality. HELLO seating offers high valuable solutions, an originale range in its H-shaped backrest.

Lignes innovantes, haute ergonomie, confort maximum, pratique et design, voilà les caractéristiques de HELLO, le siège unique et original pour la particulière forme en H qui caractérise les dossiers.



**OPERATIVA SCHIENALE ALTO**  
Seduta Operativa, con 2 differenti braccioli (regolabile in 3 dimensioni e fisso), 2 meccanismi G (Gas) e GYT (Gas Sincron con traslatore), base girevole cromata o plastica nera.

**OPERATEUR DOSSIER HAUT**  
Choix de 2 accoudoirs différents (réglables en 3 dimensions ou fixes), 2 mécanismes G (Gaz) et GYT (Gas Synchro avec translateur), base pivotante chromée ou en plastique noir.

**OPERATIVE HIGH BACKREST**  
Operator chair, with 2 different armrests (3-dimensions adjustable or fixed), 2 mechanisms G (Gas) and GYT (Pneumatic height adjustment and Synchro translator), chromed or black plastic swivel base.



Art. 104.410\*  
Art. 104.865\*



RETE

Seduta Operativa schienale in Rete in tre colori, con 2 differenti braccioli (regolabile in 3 dimensioni e fisso), 2 meccanismi GT (Gas trasaltore) e GCPT (Gas Sincron con trasaltore), base girevole cromata o plastica nera.

SIÈGE RESILLE

Dossier résille en trois couleurs, choix de 2 accoudoirs (fixes et réglables en 3 position), 2 mécanismes GT (Gaz translateur) et GCPT (Gas Synchro avec translateur), base pivotante chromée ou en plastique noir.

MESH BACK


Operator chair 3 colors mesh backrest, with 2 different armrest (3-dimensions adjustable and fixed), 2 mechanisms G (Pneumatic height adjustment and Translator mechanisms) and GCPT (Pneumatic height adjustment and Permanent Contact Translator mechanisms), chromed and black plastic swivel base.



Art. 104.847\*  
Art. 104.865\*



Art. 104.845\*





Art. 104.427\*  
Art. 104.865\*



Art. 104.447\*

IT VISITATORE  
Seduta Interlocutoria, meccanismo G (Gas), con base fissa 4 gambe o slitta.

VISITEUR  
Siege visiteur mécanisme G (Gaz), avec base fixe 4 pieds ou piétement luge en tubulaire métallique.

VISITOR CHAIR  
Visitor chair, G mechanism (Gas), with fixed base 4 legs or cantilever frame.



Art. 104.570\*




Art. 104.576\*

IT OPERATIVA  
Seduta Operativa, con 2 differenti braccioli (regolabile in 3 dimensioni e fisso), 2 meccanismi G (Gas) e GYT (Gas Sincron con traslatore), base girevole cromata o plastica nera.

OPERATEUR  
Deux différents accoudoirs (fixes et réglables en 3 positions), deux mécanismes G (Gaz) et GYT (Gas Sincron avec translatore), base pivotante chromée ou en plastique noir.

OPERATIVE CHAIR  
Operator chair, with 2 different armrests (3-dimensions adjustable or fixed), 2 mechanisms G (Gas) or GYT (Pneumatic height adjustment and Synchro translator), chromed or black plastic swivel base.



Art. 104.565\*



Art. 104.642\*





Il comfort di una poltrona direzionale, la modernità del metallo e il fascino del legno. Galassia è la sintesi perfetta tra contemporaneità e tradizione, per una seduta esclusiva.

The comfort of an executive chair, the modern aspect of metal and the charm of wood. Galassia is the perfect combination of innovation and tradition, for an exclusive chair.

Le confort d'un siège direction, la modernité du métal et le charme du bois. GALASSIA est la parfaite synthèse de moderne et tradition, pour un fauteuil exclusive.



**IT DIREZIONALE LEGNO** Poltrona direzionale con schienale in legno noce o wengè.

**DIRECTION BOIS** Siège direction avec dossier en bois noyer ou wengé

**PRESIDENTIAL CHAIR** Executive chair with walnut or wengè wood backrest

**IT SEMI-DIREZIONALE LEGNO** Semi-direzionale con schienale medio.

**SEMI-DIRECTION BOIS** Siège semi-direction avec dossier moyen.

**SEMI-EXECUTIVE CHAIR** Semi-executive chair with medium backrest.



Art. 102.025\*



Art. 102.075\*

**INTERLOCUTORIA LEGNO** Interlocutoria schienale medio.

**VISITEUR BOIS** Siège visiteur dossier moyen.

**WOODEN CHAIR** Visitor chair with medium backrest.



Art. 102.096\*



Art. 102.025\*



Art. 102.114\*


**DIREZIONALE IMBOTTITA** Una seduta importante, per soddisfare in maniera elegante e raffinata le esigenze di arredo di tutti gli ambienti direzionali.

**SIEGE DIRECTION**  
Un siège important pour répondre de manière élégante et raffiné aux exigences d'aménagement des bureaux direction.

**EXECUTIVE CHAIR**  
An important chair to satisfy all executive environments in an elegant and refined way.



Art. 102.129\*



Art. 102.133\*



Art. 102.131 \*


RETE evo  
Bella e funzionale. Galassia Rete è la seduta per gli ambienti di lavoro in cui l'estetica è sostanziale e l'operatività irrinunciabile.

RESILLE evo  
Beau et fonctionnel. GALASSIA RETE est le siège pour les bureaux dans lesquels l'esthétique est importante et l'opérativité essentielle.

MESH CHAIR evo  
Beautiful and handy, GALASSIA RETE is the seating for all working environments in which aesthetics is substantial and operativity is vital.



Art. 102.692\*



SISTEMA  
Galassia Sistema è la poltroncina operativa che raggiunge elevati standard ergonomici senza rinunciare ad una linea pulita ed essenziale.

SISTEMA  
Galassia Sistema, le siège operateur avec haut niveau ergonomique, sans renoncer aux lignes recherchés et essentiels.

SISTEMA  
Galassia Sistema is the operator chair that reaches very high levels of ergonomics standard without wasting its clean and essential shape.



Art. 102.317\*



Art. 102.290\*



Art. 102.653\*



Art. 102.321\*



Art. 102.341\*





**PRESIDENZIALE**

Un look accattivante, schienale alto comprensivo di poggiatesta, due tipologie di braccioli per arredare con stile ambienti di prestigio.

**SIEGE PRESIDENTIEL**

Un look séduisant, dossier haut muni d'appui-tête, deux types d'accoudoirs pour meubler avec style des environnements de prestige.

**HIGH EXECUTIVE CHAIR**

An alluring look with high back and head-rest and two types of arm-rest. A stylish chair for smart environments.




Art. 125.861\*



Art. 125.860\*

\*IT Completare sempre l'art. con il codice colore FR Indiquer le code finition EN Specify always the colour code of the article





**DIREZIONALE**  
L'eleganza di una seduta direzionale unita alla praticità dello schienale basso.

**FAUTEUIL DE DIRECTION**  
L'élégance d'une assise directionnelle unie à l'aspect pratique d'un dossier bas.

**EXECUTIVE CHAIR**  
The elegance of a director's chair blended with the practicality of a low backrest.



Art. 125.879\*

**MANAGERIALE VISITATORE**  
La versione con struttura "a slitta" è la seduta ideale per spazi di relazione fortemente rappresentativi.

**SIÈGE MANAGERIAL VISITEUR**  
La version munie de structure avec pied luge est le siège idéal pour des espaces fortement représentatifs dédiés au relationnel.


**GUEST CHAIR**  
The version with "slide" structure is the ideal chair for strongly representative relationship areas.



**RETE EVO SEMI-DIREZIONALE**  
Rappresenta l'evoluzione del concetto di seduta. La ricerca di materiali è sostenuta ed accompagnata da elevate prestazioni tecniche e funzionali, da un design semplice, definito ed essenziale.

**RESILLE EVO SEMI-DIRECTION**  
Il représente l'évolution du concept d'assise. La recherche de matériaux est soutenue et accompagnée par des prestations techniques et fonctionnelles élevées, par un design simple, défini et essentiel.

**MESH EVO SEMI-EXECUTIVE**  
It's represent the evolution of the seat concept, where the research for materials is developed and supported by high technical functional performance with simple, defined and essential design.



Art. 125.894\*



Art. 125.895\*



Art. 125.892\*



Art. 125.863\*



Art. 125.862\*



Art. 125.932\*

**RETE**  
Fresca e leggera, Athena Rete arreda con gusto ambienti operativi dinamici e flessibili.

**SIEGE RESILLE**  
Frais et léger, Athena Résille complète avec goût les environnements de travail dynamiques et flexibles.

**MESH CHAIR**  
Fresh and light, Athena Rete adds good taste to dynamic and flexible working places.



Art. 125.952\*

**RETE VISITATORE**  
A completamento della gamma rete, l'interlocutoria con basamento "a slitta".

**SIEGE RESILLE VISITEUR**  
Pour compléter la gamme résille, le siège interlocuteur avec pied luge.

**GUEST CHAIR**  
Completing the Rete range, the interlocutor chair with "slide" base.



Art. 125.972\*

**OPERATIVA**  
Operativa con schienale alto, con o senza braccioli: la funzione prima di tutto.

**SIEGE DE TRAVAIL**  
Siège de travail avec dossier haut, avec ou sans accoudoirs: la fonction avant tout.

**OPERATIVE CHAIR**  
Operative chair with high backrest, with or without arms: function first and foremost.



Art. 125.887\*



Art. 125.881\*

**VISITATORE**  
Bella e tecnicamente evoluta, l'interlocutoria operativa completa la famiglia Athena.

**VISITEUR**  
Esthétique et évolué du point de vue technologique, le siège destiné à l'interlocuteur complète la famille Athena.

**GUEST CHAIR**  
Beautiful and technically evolved, this operative interlocutor chair completes the Athena family.



Art. 125.889\*



# FORMEN

La linea morbida impreziosita dal disegno dell'imbottitura, la qualità delle finiture e l'elevato comfort, sono le principali caratteristiche della collezione FORMEN.

A soft line made precious by the padding design, a top-quality finish and high standards of comfort are the main features of FORMEN seating.

Ligne douce enrichie du dessin du rembourrage, la qualité des finitions et un haut confort, sont les caractéristiques principaux de la gamme FORMEN.

Poltrona direzionale: schienale alto, appoggiatesta e braccioli, disponibili con la base in polipropilene nero o alluminio.

Fauteuil direction: dossier haut, appui-tête et accoudoirs, disponibles avec base polypropylène noir ou alu.

Executive chair: high back headrest and armrests, available with black polypropylene or aluminium base.



Art. 945.459\*



Art. 945.441\*



Art. 945.474\*



Art. 945.489\*

\*IT Completare sempre l'art. con il codice colore FR Indiquer le code finition EN Specify always the colour code of the article



# FAST

Tecnologia avanzata al servizio del comfort, disegno semplice e lineare, schienale ad altezze differenziate, consentono all'operatore la massima personalizzazione della seduta e rendono la collezione adatta a tutte le funzioni dell'ufficio operativo.

Advanced technology at the service of comfort, simple and linear design, adjustable-height backrest for total seat customisation make the collection suitable for all working office requirements.

Haute technologie au service du confort, design simple et linéaire, dossiers hauteurs différenciées, permettent à l'opérateur une pleine personnalisation du siège et rendent la gamme indiquée pour les fonctions du bureaux opérateurs.



Art. 945.598\*



Art. 945.602\*



Art. 945.607\*



Art. 945.643\*



# F01

Il design semplice e lineare ed una struttura particolarmente resistente rendono questa linea di sedute adatta ad arredare, oltre allo spazio ufficio, sale convegni e spazi collettivi in genere.

The clear and linear design and a particularly resistant structure make this kind of chairs adapts to equipe, besides the space office, conference rooms and all collective spaces.

Le design simple et linéaire et une structure particulièrement résistante rendent cette ligne d'assises adaptée non seulement à l'espace bureau, aux salles de congrès ainsi qu'aux espaces collectif en général.



Art. 124.050\*

Art. 124.050\*  
Art. 124.054\*

\*IT Completare sempre l'art. con il codice colore FR Indiquer le code finition EN Specify always the colour code of the article



L'attesa si fa più piacevole.  
F01 si adatta facilmente a qualsiasi spazio d'attesa. A due, tre o quattro sedute, con o senza tavolino.

Waiting becomes more enjoyable.  
F01 easily adapts to any waiting area. With two, three or four seats, with or without a table.

L'attente devient plus agréable.  
F01 s'adapte facilement à tout type d'espace destiné à l'attente. A deux, trois ou quatre assises, avec ou sans tablette.



Art. 124.092\*



Art. 124.057\*

Versione con tavoletta ribaltabile per sale congressi.

Version with type-up tablet for conference rooms.

Version avec tablette pour salles de conférence.



Art. 124.057\*  
Art. 124.085\*  
Art. 124.086\*

# F02

Sgabello in stile contemporaneo disponibile in 3 finiture con struttura in metallo cromato e sedile in polipropilene.

A contemporary style stool available in three finishes with metal chrome frame and polypropylene seat.

Tabouret en style contemporaine disponible en trois finitions, avec structure en métal chromé et assise en polypropylène.



Art. 130.521\*



Art. 130.522\*



Art. 130.500\*

Collezione essenziale e curata adatta ad ambienti funzionali per sale d'attesa ed ambienti collettivi.

Essential collection for waiting room and all collective spaces.

Collection essentielle pour salle d'attente et espaces collectif.



Art. 130.515\*

\*IT Completare sempre l'art. con il codice colore FR Indiquer le code finition EN Specify always the colour code of the article





# BABEL

Soluzione ideale per dotare il proprio ambiente lavorativo di comfort, praticità e qualità.

It's the ideal solution to furnish your working environment with comfort, practicality and quality.

Solution idéale qui permet de définir son propre espace de travail, tout en apportant qualité, confort et praticité.



Art. 128.753\*



Art. 128.753\*

\*IT Completare sempre l'art. con il codice colore FR Indiquer le code finition EN Specify always the colour code of the article



# FREE

Giovane, frizzante e colorata, seduta che arreda lo spazio ufficio.

Young, bubbly, color ful, the chair which furnishes office space.

Jeune, pétillante, colorée, siège de travail qui innove l'espace de bureau.




# ENOSI SOFA

La sua modularità, i materiali, il design fanno di ÈNOSI la soluzione più attuale e contemporanea per il mondo del lavoro, impegnato oggi in una ridefinizione dei modelli e delle abitudini consolidate.

Its modularity, the materials and its design make ÈNOSI the most current and contemporary solution for the environment work, currently involved in a redefinition of consolidated models and habits.

La modularité, les matériels et le design font de enosi la solution plus actuelle et contemporaine pour le travail d'aujourd'hui.



Art. 103.763\*  
Art. 103.770\*  
Art. 103.774\*



Art. 103.764\*  
Art. 103.770\*  
Art. 103.775\*



Art. 103.762\*  
Art. 103.770\*  
Art. 103.774\*

Art. 103.766\*



# e.lounge


Elegante e trendy, prestigiosa o fashion. E-lounge svela le sue personalità grazie ad una vasta gamma di rivestimenti, ed insieme ai tavolini combinati, nelle forme e nel design, si integra alla perfezione sia nell'ambiente business che nel lounge domestico.

Elegant and trendy, prestigious or fashion-oriented. E-Lounge shows its personality thanks to a large range of coverings. Matching tables available, fully integrated into a business environment as well as a home lounge.

Élégant et prestigieux, E-Lounge s'intègre complètement au décor business mais aussi domestique, grâce à un vaste choix de formes, revêtements, tables intégrés.



Art. 119.804\*



Art. 119.800\*



Art. 119.811\*



Art. 119.813\*




Art. 119.800\*  
Art. 119.807\*



Relax e raffinatezza. Ad uno, due e tre posti, Galassia Sofà si distingue per il design dalle linee estremamente rigorose e minimali, ammorbidite ed impreziosite dai materiali e dai colori dei rivestimenti.

Relax and elegance. With one, two or three seats, Galassia Sofà is characterised by its extremely rigorous and minimal design, made softer and enhanced by materials and colours.

1, 2 ou 3 places, Galassia Sofà se distingue pour le style des lignes minimalistes et rigoureuses, adoucies par les matériaux et les couleurs des revêtements.



Art. 102.404\*



Art. 102.403\*



Art. 102.408\*

\*IT Completare sempre l'art. con il codice colore FR Indiquer le code finition EN Specify always the colour code of the article



IT Per la lista completa degli articoli consultare il listino prezzi FR Consultez le tarif pour la liste complète des articles EN Please read on the Price list the full articles list

# DOMUS

Il divanetto e la poltroncina Domus rappresentano la soluzione ideale per arredare con gusto, semplicità e funzionalità spazi relazionali, siano essi luoghi d'attesa, di conversazione o di intrattenimento. La struttura ed i colori li rendono particolarmente eleganti.

The Domus small sofa and armchair are the ideal solution for furnishing meeting points such as waiting rooms and conversation or entertainment areas, with simple, tasteful and functional style. Each piece has particular elegance, thanks to its frame and colours.

Structure et couleurs élégantes, le canapé et le fauteuil DOMUS représentent la solution idéale pour aménager avec goût, simplicité et fonctionnalité les espaces d'attente ou convivialité.



Art. 120.387\*

\*IT Completare sempre l'art. con il codice colore FR Indiquer le code finition EN Specify always the colour code of the article



# HELIOS


Elegante, funzionale e confortevole, Helios è la poltroncina ideale per arredare piacevolmente diverse tipologie ambientali come sale conferenze, riunioni e hall, offrendo un eccellente livello di immagine.

Elegant, functional and comfortable, Helios is ideal small armchair for different kinds of environments such as conference rooms, meeting rooms and halls, offering an excellent image.

Élégant, fonctionnel et confortable, HELIOS est le fauteuil idéal pour salles conférence, salle réunion ou accueil, avec un haut niveau d'image.



Art. 120.392\*



Art. 120.394\*



Art. 120.390\*

# ECOS


Funzionale e confortevole, Ecos è una poltrona per l'attesa adatta a tutte le esigenze - spazi come hall, sale esposizioni, conferenze - curando opportunamente la privacy di chi legge o ascolta.

Functionally and comfortable, Ecos is a waiting-room armchair suitable for all requirements - areas like halls, exhibition halls, conference rooms - with care to the privacy of readers or listeners.

Fonctionnelle et confortable, ECOS est le siège d'attente indiqué pour toutes les exigences - espace accueil, conférence, expo - avec attention à l'intimité de qui lit ou écoute .



Art. 120.385\*



Art. 120.385\*






# LOUNGE TABLE

Eleganti e funzionali, i tavoli da salotto della collezione Lounge Table. Molto più che semplici accessori, veri e propri oggetti d'arredo che completano con stile il tuo ufficio.

Elegant and useful, the coffee table of Lounge Table collection. More than simple accessories, real design objects which complete with style your office.


Plus que simples accessoires, les tables de la gamme Lounge Table sont des véritables objets de décoration qui complètent ton bureau avec élégance.



CATEGORIA / CATEGORY A 

Tessuto Polipropilene Ignifugo  
Certificato Classe 1 Ministero dell'Interno  
100% PP Polipropilene FR

Fire-retardant Polypropylene Fabric  
100% PP Polypropylene FR  
Martindale 45.000



101 Blu / Blue    102 Rosso / Red    104 Azzurro / Azure    105 Verde / Green    106 Arancio / Orange    107 Nero / Black




108 Grigio / Grey    109 Giallo / Yellow    112 Verde chiaro / Light green    113 Bordeaux / Bordeaux    114 Grigio Melange / Melange grey

CATEGORIA / CATEGORY B

Pelle Sintetica  
14% CO Cotone - 14% PL Poliestere - 72% PVC


Synthetic Leather  
14% CO Cotton - 14% PL Polyester - 72% PVC  
Martindale 50.000



147 Rosso / Red    140 Nero / Black    141 Bordeaux / Bordeaux    143 Antracite / Anthracite    144 Blu / Blue    148 Bluette / Bluette



149 Testa di moro / Dark brown    150 Avio / Navy blue    151 Avorio / Ivory    152 Bianco / White    153 Ruggine / Russet    154 Fucsia / Fuchsia




155 Tortora / Grey beige


CATEGORIA / CATEGORY C 

Tessuto Crep Ignifugo  
Certificato Classe 1 Ministero dell'Interno  
100% PL Poliestere FR


Fire-retardant Crepe Fabric  
100% PL Polyester FR  
Martindale 80.000



247 Prugna / Plum    243 Nero / Black    244 Grigio / Grey    245 Nocciola / Hazel    246 Verde acido / Acid green    248 Tortora / Grey beige



249 Giallo / Yellow    250 Rosso / Red    251 Arancio / Orange    252 Grigio scuro / Dark grey    253 Azzurro / Azure    254 Celeste / Light Blue




255 Blu / Blue

CATEGORIA / CATEGORY D

Tessuto Rete / 100% PL Poliestere  
Mesh Fabric / 100% PL Polyester  
Martindale 100.000

solo per schienale di / only for backrest of: GALASSIA RETE - ATHENA - ENOSI SOFA'



307 Rosso / Red    301 Bianco / White    302 Grigio / Grey    303 Nero / Black    305 Bluette / Bluette    306 Arancio / Orange




308 Verde / Green

CATEGORIA / CATEGORY D

Rete / 70% PVC - 30% PES Poliestere  
Mesh / 70% PVC - 30% PES Polyester

solo per schienale di / only for backrest of: HELLÒ RETE




311 Verde / Green    310 Bianco / White    312 Nero / Black


CATEGORIA / CATEGORY F 

Reno (Eco-Pelle Ignifuga)  
22% PU Poliuretano - 21% CO Cotone  
27% PC Acrilico - 30% PL Poliestere


Reno (Fire-retardant Eco-Leather)  
22% PU Polyurethane - 21% CO Cotton / 27% PC Acrylic - 30% PL Polyester  
Martindale 100.000



238 Verde acido / Acid green    230 Nero / Black    231 Bianco / White    232 Antracite / Anthracite    233 Avio / Navy blue    234 Giallo / Yellow



235 Ruggine / Russet    236 Tabacco / Tobacco    237 Grigio / Grey    239 Rosso / Red    240 Avorio / Ivory    241 Marrone / Brown




242 Vinaccio / Wine red


## CATEGORIA / CATEGORY F

Poliestere Stretch Ignifugo  
Certificato Classe 1 Ministero dell'Interno  
100% PL Poliestere FR Riciclato


Fire-retardant Stretch Polyester  
100% PL Polyester FR Recycled  
Martindale 50.000



329 Giallo / Yellow 324 Avorio / Ivory 325 Antracite / Anthracite 326 Nero / Black 327 Grigio / Grey 328 Tortora / Grey beige



330 Mattone / Brick Red 331 Arancio / Orange 332 Rosso / Red 333 Verde acido / Acid green 334 Blu / Blue 335 Celeste / Light blue




336 Testa di moro / Dark brown

## CATEGORIA / CATEGORY F

Trevi e Ignifugo  
Certificato Classe 1 Ministero dell'Interno  
100% PL Poliestere FR Trevira CS

Fire-retardant Trevi E  
100% PL Polyester FR Trevira CS  
Martindale 70.000



341 Pervinca / Periwinkle 337 Nero / Black 338 Grigio scuro / Dark grey 339 Blu / Blue 340 Azzurro / Azure 342 Bordeaux / Bordeaux



343 Rosso / Red 344 Mattone / Brick red 345 Arancio / Orange 346 Verde acido / Acid green 347 Tortora / Grey beige 348 Grigio / Grey




349 Nocciola / Hazel


## CATEGORIA / CATEGORY F

Tessuto Tecnico Ignifugo  
Certificato Classe 1  
100% PP Polipropilene FR

Fire-retardant Technical Fabric  
100% PP Polypropylene FR  
Martindale 50.000



373 Arancio / Orange 370 Nero / Black 371 Verdone / Dark green 372 Indaco / Indigo 374 Bordeaux / Bordeaux 377 Blu / Blue




378 Verde / Green

## CATEGORIA / CATEGORY G

Lana  
75% Lana - 25% Poliammide

Wool  
75% Wool - 25% Polyammide  
Martindale 100.000



382 Tortora / Grey Beige 383 Giallo / Yellow 384 Ruggine / Russet 385 Mattone / Brick red 386 Rosso / Red 387 Verde acido / Acid green



388 Muschio / Moss green 389 Avio / Navy blue 390 Blu / Blue 391 Fumo / Smoke 392 Testa di moro / Dark brown 393 Grigio chiaro / Light grey


## CATEGORIA / CATEGORY G

Tessuto Anti-Macchia  
100% PL Poliestere

Anti-stain Fabric  
100% PL Polyester  
Martindale 40.000




432 Verde / Green 430 Bianco / White 431 Avorio / Ivory 433 Arancio / Orange 434 Rosso / Red 435 Prugna / Plum




436 Blu / Blue 437 Nero / Black 438 Grigio / Grey 439 Marrone / Brown


## CATEGORIA / CATEGORY H

 Vera Pelle  
100% Vera Pelle Smerigliato


Real Leather  
100% Emery Real Leather



464 Fucsia / Fuchsia 450 Nero / Black 451 Bordeaux / Bordeaux 453 Antracite / Anthracite 454 Blu / Blue 457 Rosso / Red



458 Bluette / Bluette 459 Testa di moro / Dark brown 460 Avio / Navy blue 461 Avorio / Ivory 462 Bianco / White 463 Ruggine / Russet



465 Tortora / Grey beige



**SERENA GROUP**  
the partner you can trust.

**SERENA GROUP Srl**  
C.F. e P. I. 05476450969  
REA MI 1824722  
Cap.Soc. Euro 100.000,00 i.v

**DIREZIONE, UFFICI, DEPOSITO**  
Via Umbria, 24 20090 Segrate (MI)

Tel. +39.02.39810095  
Fax +39.02.26920493

info@serenagroup.eu  
skype serenagroup  
www.serenagroup-export.com  
www.serenagroup.eu

I sistemi di gestione di qualità della Serena Group srl  
sono certificati ISO 9001 da LRQA

rivenditore autorizzato / authorized dealer



**SERENA GROUP**  
the partner you can trust.

**SERENA GROUP Srl**

C.F. e P. I. 05476450969  
REA MI 1824722  
Cap.Soc. Euro 100.000,00 i.v

**DIREZIONE, UFFICI, DEPOSITO**  
Via Umbria, 24 20090 Segrate (MI)

Tel. +39.02.39810095  
Fax +39.02.26920493

info@serenagroup.eu  
skype serenagroup  
www.serenagroup-export.com  
www.serenagroup.eu

I sistemi di gestione di qualità della Serena Group srl  
sono certificati ISO 9001 da LRQA

